




Project _____
AIA # _____ SIS # _____
Item # _____ Quantity _____ C.S.I. Section 114000



LXeR advansys HIGH TEMPERATURE Undercounter



SPECIFIER STATEMENT

Specified unit will be a NSF rated high temperature Advansys™ ventless undercounter dishwasher operating on a cold water supply only with steam elimination and energy recovery. Features second level racking capability with optional second level rack kit, a 17" door opening, snap-in revolving upper and lower rinse arms, three selectable 120, 146 and 275 second cycle times, .62 gallons per rack, LED temp and operator display, service diagnostics, NSF certified pot and pan mode, rinse aid and detergent pumps, auto delime. Constructed of stainless steel.

1 year parts and labor warranty.

STANDARD FEATURES

- + Racks per hour – Light 30 / Normal 24 / Heavy 13
- + .62 gallons of water per rack
- + Accommodates optional second level rack kit
- + Steam elimination and energy recovery
- + NSF certified pot and pan cycle on heavy cycle
- + Low chemical alert indicators
- + Chemical pump “auto prime”
- + Sense-A-Temp booster heater capable of 70° rise
- + Advanced service diagnostics
- + Custom cycle selection – light, normal, heavy
- + Automatic delime cycle with notification – includes booster deliming
- + Deep drawn stainless steel tank
- + Top-mounted digital controls with status indicators
- + Revolving upper and lower anti-clogging interchangeable wash arms
- + Snap-in revolving upper and lower rinse interchangeable arms
- + Removable stainless steel scrap screen
- + Corrosion resistant pump
- + Energy saver mode
- + Automatic pumped drain
- + 17" door opening
- + Dirty water indicator
- + Automatic fill
- + Detergent, rinse aid and delime pumps standard
- + Electric tank heat
- + Auto clean cycle washes down inside of machine at shutdown
- + Two dishracks – one peg and one combination rack

OPTIONS & ACCESSORIES (Available at extra cost)

- ☐ Second level rack kit
- ☐ Door lock (prevents door from opening until completion of cycle)
- ☐ Power cord kits
- ☐ 6" stainless steel base and legs
- ☐ 17" stainless steel stand with rack storage
- ☐ External low height caster kit
- ☐ Internal caster kit (3")
- ☐ DWT-LXe drain water tempering kit – to comply with plumbing codes
- ☐ Water hammer arrestor kit
- ☐ Splash reduction panel
- ☐ Optional trim strip
- ☐ Pressure regulator valve

LXe SERIES – LXeR advansys HIGH TEMPERATURE

Approved by _____ Date _____ Approved by _____ Date _____



LEGEND

Electrical Connections	
E1	Electrical connection: 1-3/8" dia. hole for 1" trade size conduit; 4-5/8" AFF.
Plumbing Connections	
P1	Single fill and rinse connection: 3/4" female garden hose fitting on 6' long hose supplied with machine; 55-80°F (cold) recommended for LXeR.
P2	Drain connection: 5/8" barb fitting with 6' long hose supplied with machine.

WARNING: Plumbing and electrical connections should be made by qualified personnel who will observe all the applicable plumbing, sanitary, safety codes and National Electrical Code.

Required flowing pressure to the dishmachine is 15-65 PSIG. If pressures higher than 65 PSIG are present, a pressure regulating valve must be installed in the water line to the dishmachine (by others).

Pressure gauge not required on pumped rinse machines.

Miscellaneous Notes: Backflow prevention provided by NSF-approved air gap device.

Heat Output, BTU/Hour	
Latent	Sensible
1,100	2,000

(E1) STANDARD ELECTRICAL OPTIONS

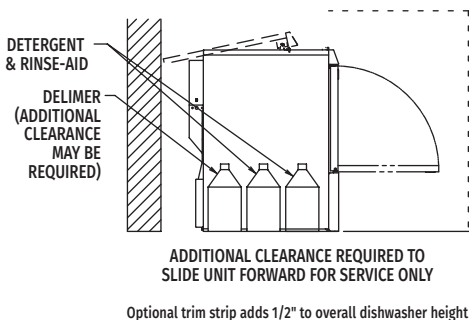
Tank Heat, Booster, Pump & Controls			
Voltage	Rated Amps	Minimum Supply Circuit Ampacity	Maximum Protective Device
208-240/60/1	30.5	40	40
120/208-240(3W)60/1*	30.5	40	40
208-240/60/3	23.9	30	30
220-240/50/1	30.5	40	40

NOTE: For supply connections, use copper wire only rated at 90°C minimum.

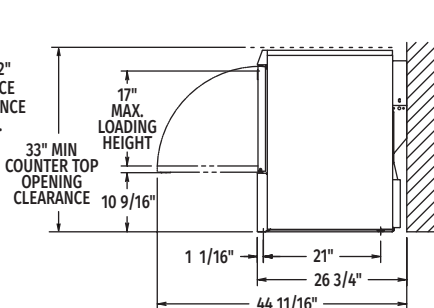
*This system requires three power wires which includes a current carrying neutral, an additional fourth wire must be provided for machine ground.

Accessory cord kit available for all models.

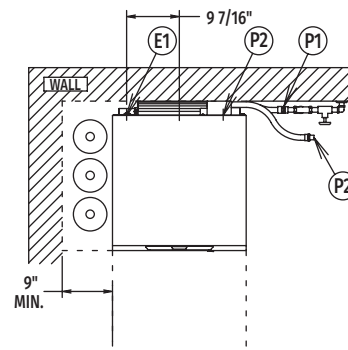
Dishmachine not provided with internal GFCI protection.



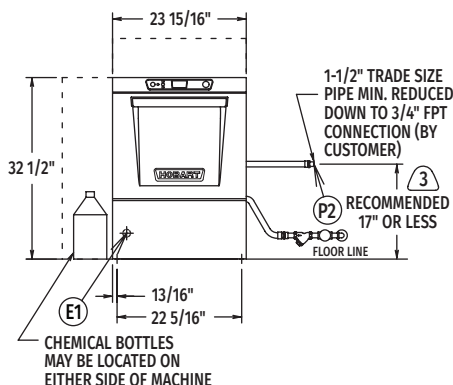
Left Side View



Right Side View



Top View



Front View

SPECIFICATIONS

Capacities

Cycle Time (seconds) Light 120 / Normal 146 / Heavy 275
Racks per Hour Light 30 / Normal 24 / Heavy 13
Tank Capacity – Gallons 2.9

Motor Horsepower

Wash 0.85
Rinse 0.19

Water Consumption

U.S. Gallons per Rack (maximum use) 0.62
U.S. Gallons per Hour (maximum use) 14.88
Peak Drain Flow – U.S. Gallons (gallons per minute) 4.0

Temperatures °F

Wash 150
Rinse 180
Incoming Water Temperature (minimum recommended) . . 55-80

Heating

Tank Heat, electric (kW) 1.8
Electric Booster (kW) 4.9

Standard 20" x 20" (508 x 508) Rack Complement

Flat 1
Peg 1

Shipping Weight (approximate) 185 lbs.

Crated Dimensions 28"W x 30"L x 37"H

MODEL:
LXeR
00-947872
REV C