

HOBART701 S Ridge Avenue, Troy, OH 45374
1-888-4HOBART • www.hobartcorp.com**FOOD MACHINE
ACCESSORY TABLES****HOBART****STANDARD FEATURES**

- Heavy gauge stainless steel tops, legs, and shelves
- Models MIXER-TABLE2, 205025, and 205026 have chrome plated adjustable leveling feet
- Model TABLE-HL2012 has four locking casters

MODELS

- Model TABLEHW-HL2012 Mixer Table**
Single Shelf Model
27 x 32 inches x 26³/₄" inches high
Includes 4 locking casters, pre-drilled holes for mixer, 4 pegs for storage of beaters, whips, dough arms, etc.
For use with Hobart 5, 12 and 20 quart mixers
- Model CUTTER-TABLE3 (205025)**
Food Cutter Table
Single Shelf Model
27 x 32 inches x 31⁷/₈" inches high
For use with Hobart 84145 or 84186 Food Cutter
- Model CUTTER-TABLE4 (205026)**
Food Cutter Table
Double Shelf Model
27 x 32 inches x 31⁷/₈" inches high
For use with Hobart 84145 or 84186 Food Cutter

Specifications, Details and Dimensions on Inside and Back.

**FOOD MACHINE ACCESSORY TABLES**

FOOD MACHINE ACCESSORY TABLES

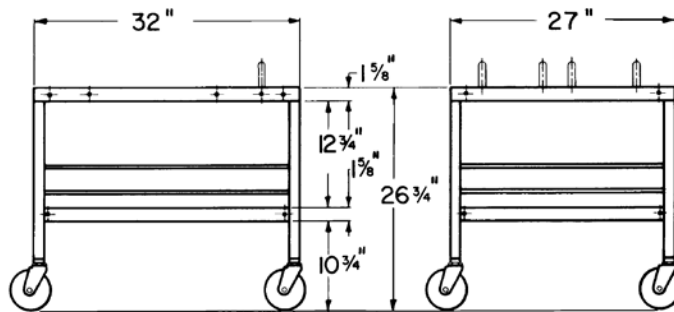


701 S Ridge Avenue, Troy, OH 45374
1-888-4HOBART • www.hobartcorp.com

DETAILS AND DIMENSIONS

MIXER TABLES

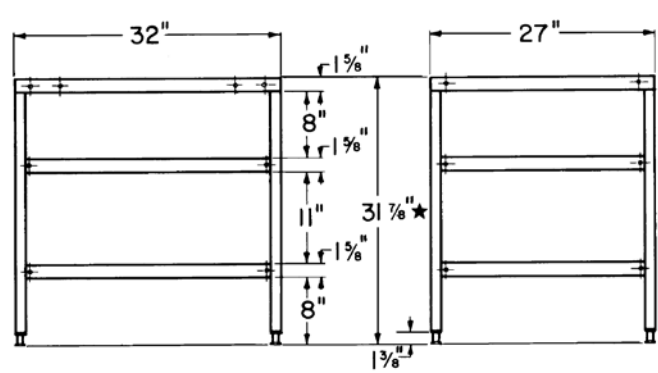
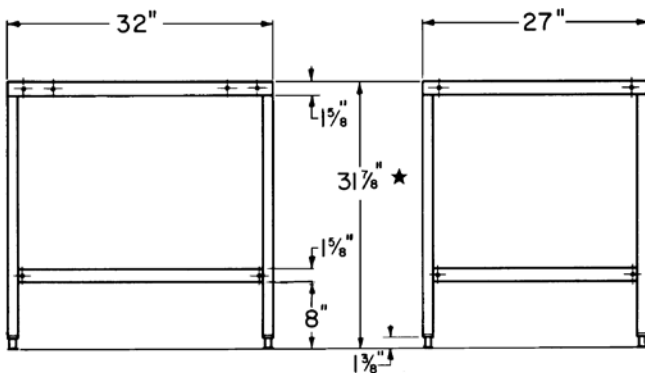
MODEL TABLEHW-HL2012



FOOD CUTTER TABLES

MODEL CUTTER-TABLE3 (205025)

MODEL CUTTER-TABLE4 (205026)



As continued product improvement is a policy of Hobart, specifications are subject to change without notice.