

Project

Quantity

Item #

Model Specified:

CSI Section 11400

"W-Width" Reach-In Refrigerator-Freezer Models/Self-Contained



INTELA-TRAUL®
Equipped!



Model RDT132WUT-HHS
(shown with optional left door hinging and casters)

One, Two & Three Section Models, 32" Deep



Stainless Exterior
& Interior

2-Section Full Length Door Model	RDT232WUT-FHS
3-Section Full Length Door Model	RDT332WUT-FHS
1-Section Half Length Door Model	RDT132WUT-HHS
2-Section Half Length Door Model	RDT232WUT-HHS
3-Section Half Length Door Model	RDT332WUT-HHS



Stainless Exterior,
Anodized Alumi-
num Interior

2-Section Full Length Door Model	ADT232WUT-FHS
3-Section Full Length Door Model	ADT332WUT-FHS
1-Section Half Length Door Model	ADT132WUT-HHS
2-Section Half Length Door Model	ADT232WUT-HHS
3-Section Half Length Door Model	ADT332WUT-HHS

The "W-Width" reach-in refrigerator/freezer models are all designed to offer maximum interior storage capacity. Each is supplied standard with such high quality features as balanced refrigeration systems, microprocessor controls, communications ability and stainless steel exteriors. Additionally, they offer the widest range of optional accessories to choose from, and can be specified for use with many different applications, including: Foodservice, Correctional, Institutional, Export, etc.

Standard Product Features

- R-Series: Stainless Steel Exterior & Interior
- A-Series: Stainless Steel Exterior/Anodized Aluminum Interior
- INTELA-TRAUL® Microprocessor Control System
- Balanced, Self-Contained Refrigeration Systems
- Rear Biased Return Air Duct (3-section, refrigerator compartment only)
- Full or Half Length Stainless Steel Doors With Locks (full-length doors n/a on one-section models)
- Self-Closing Doors With Stay Open Feature At 120 Degrees
- Guaranteed For Life Cam-Lift Hinges
- Guaranteed For Life Horizontal Work Flow Door Handle
- Standard Door Hinging: 132W = Right, 232W = Left/Right, 332W = Left/Right/Right (other hings available)
- Automatically Activated LED Lights
- Stainless Steel Breaker Caps
- Adjustable Wire Shelves (installed at the factory)
- Automatic Non-Electric Condensate Evaporator (2 & 3 section models only)
- Magnetic Snap-In EZ-Clean Door Gasket(s)
- Gasket-Protecting Metal Door Liner
- Thermostatic Expansion Valve Metering Device
- Stainless Steel One-Piece Louver Assembly
- 9' Cord & Plug Attached (1 & 2 section models only)
- Set of Four (4) 6" High Adjustable Stainless Steel Legs
- Three Year Parts And Labor Warranty
- Five Year Compressor Warranty

Options & Accessories

- Stainless Steel Finished Back With Rear Louvers
- Re-Hinging Feature For Door(s)
- No. 1 Type Tray Slides To Accommodate either (1) 18" x 26" or (2) 14" x 18" Sheet Pans, Adjustable To 2" O.C.
- No. 4 Type Tray Slides To Accommodate (1) 18" x 26" Sheet Pans (chrome rod type, equips 1/2 section)
- Universal Type Tray Slides To Accommodate Either (1) 18" x 26" or (2) 14" x 18" Sheet Pans, or (2) 12" x 20" Steam Table Pans, Adjustable To 4" O.C.
- Additional Wire Shelves
- EZ-Change Interiors (#1, universals, universal heavy duty tray slides and shelves)
- EZ-Open Foot Pedal (full height doors only)
- Locking Hasps (padlocks supplied by others)
- Export 220/50/1 Voltage
- 208/115/60/1 Voltage In Lieu Of Standard 115/60/1
- Stainless Steel Shelves
- Kool Klad Exterior Laminate Decor
- Set of Four (4) 6" or 4-5/8" High Casters In Lieu of Legs
- 4-1/2" High Stainless Steel Base In Lieu of Legs
- 6" High Stainless Steel Kickplate (for use with standard legs)
- Prison/Correctional Facilities Options
- Remote Applications (see spec sheet TR35837 for details)
- Clear Glass Door(s) In Place Of One Or More Refrigerator Section Door(s)
- Water Cooled Self-Contained Condenser Suitable For Connection To Glycol
- Wine Temperature Application

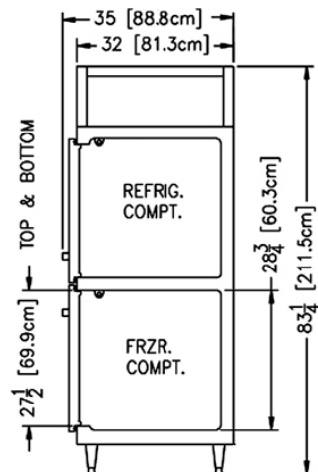
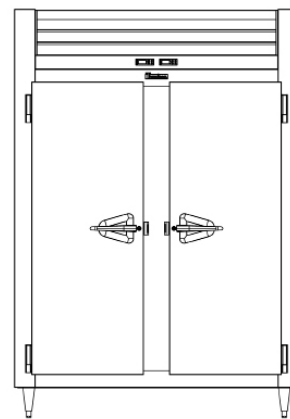
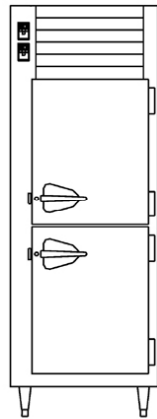
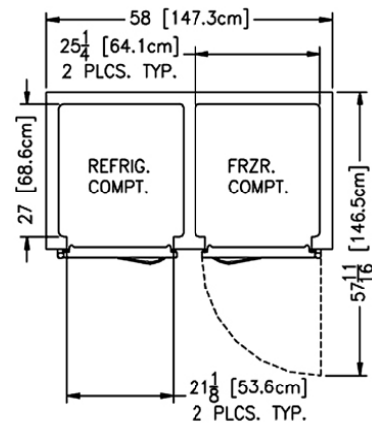
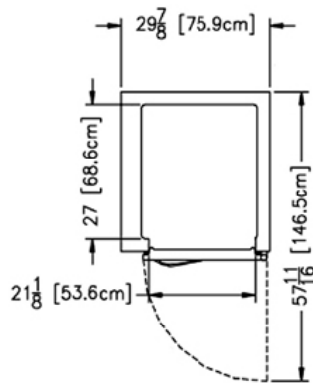
3-YEAR
PARTS & LABOR WARRANTY

Approval: _____



TRAULSEN
4401 BLUE MOUND RD.
PHONE 1 (800) 825-8220
Website: www.traulsen.com

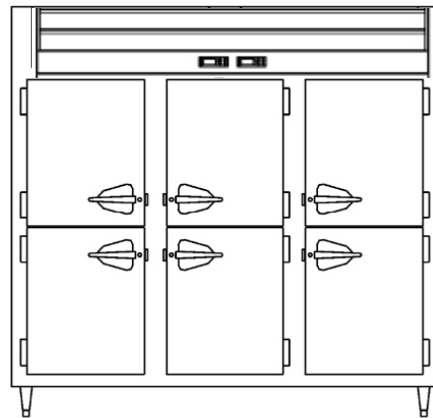
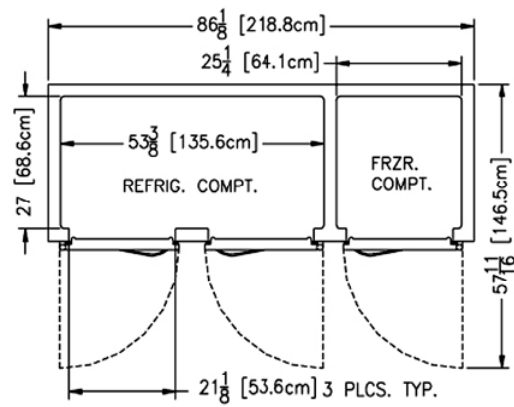
FT. WORTH, TX 76106
FAX-MKTG. 1 (817) 624-4302



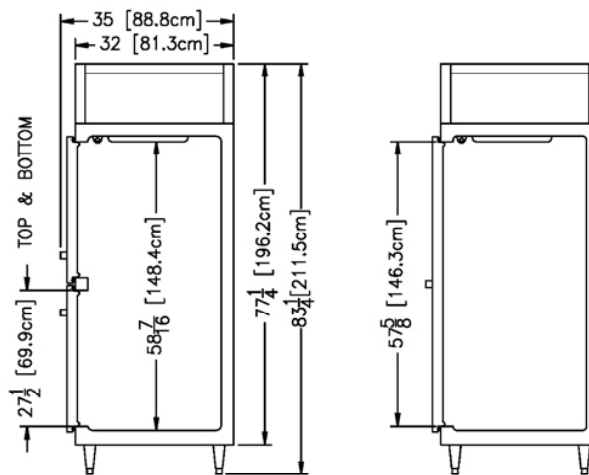
TRAULSEN
4401 BLUE MOUND RD.
PHONE 1 (800) 825-8220
Website: www.traulsen.com

FT. WORTH, TX 76106
FAX-MKTG. 1 (817) 624-4302





Section View
2 & 3 Section



TRAULSEN
4401 BLUE MOUND RD.
PHONE 1 (800) 825-8220
Website: www.traulsen.com

FT. WORTH, TX 76106
FAX-MKTG. 1 (817) 624-4302

Project

Quantity

Item #

Model Specified:

CSI Section 11400

Specifications

Construction, Hardware and Insulation

Cabinet exterior front, sides, louver assembly and doors are constructed of 20 gauge stainless steel with #4 finish. Cabinet interior and door liners are constructed of stainless steel (anodized aluminum in the A-Series). The exterior cabinet top, back and bottom are constructed of heavy gauge aluminized steel. A set of four (4) adjustable 6" high stainless steel legs are included.

Doors are equipped with a gasket-protecting metal door pan, removable plug cylinder locks and guaranteed for life cam-lift, gravity action, self-closing metal, glide hinges with stay open feature at 120 degrees. Hinges include a concealed switch to automatically activate the interior incandescent lighting. Guaranteed for life, work flow door handles are mounted horizontally over recess in door which limits protrusion from door face into aislesways. Doors have seamless, polished metal corners.

Gasket profile and Santoprene® material simplify cleaning and increase overall gasket life. Anti condensate heaters are located behind each door opening.

Both the cabinet and door(s) are insulated with an average of 2" thick high density, non-CFC, foamed in place polyurethane.

DIMENSIONAL DATA	R/ADT132WUT	R/ADT232WUT	R/ADT332WUT
Net capacity total cu. ft.	21.6 (612 cu l)	45.0 (1275 cu l)	69.3 (1962 cu l)
Net capacity refrig. cu. ft.	10.8 (306 cu l)	23.2 (657 cu l)	47.5 (1346 cu l)
Net capacity freezer cu. ft.	10.8 (306 cu l)	21.8 (657 cu l)	21.8 (657 cu l)
Length - overall in.	29½ (75.9 cm)	58 (147.3 cm)	86½ (218.8 cm)
Depth - overall in.	35 (88.8 cm)	35 (88.8 cm)	35 (88.8 cm)
Depth - over body in.	32 (81.3 cm)	32 (81.3 cm)	32 (81.3 cm)
Depth - door open 90° in. 57½ (146.5 cm)	57½ (146.5 cm)		57½ (146.5 cm)
Clear door width in.	21½ (53.6 cm)	21½ (53.6 cm)	21½ (53.6 cm)
Clear half-door height in.	27½ (69.9 cm)	27½ (69.9 cm)	27½ (69.9 cm)
Clear full-door height in.	n/a	57½ (146.3 cm)	57½ (146.3 cm)
Height - overall on 6" legs ⁶	83¼ (211.5 cm)	83¼ (211.5 cm)	83¼ (211.5 cm)
No. Standard Shelves	2	6	9
Shelf area total sq. ft. ¹	7.5 (.7 sq m)	25.2 (2.4 sq m)	37.8 (3.6 sq m)
Shelf area refrig. sq. ft. ¹	3.75 (.35 sq m)	12.6 (1.2 sq m)	25.2 (2.4 sq m)
Shelf area freezer sq. ft. ¹	3.75 (.35 sq m)	12.6 (1.2 sq m)	12.6 (1.2 sq m)
RDT Net Wt. lbs. ²	360 (163 kg)	705 (320 kg)	1030 (467 kg)
ADT Net Wt. lbs. ²	310 (140 kg)	615 (279 kg)	900 (408 kg)

ELECTRICAL DATA

Voltage	115/60/1	115/60/1	115/60/1
Feed wires with Ground	3	3	3
Full load amperes	10.3	16.0	21.6

REFRIGERATION DATA³

Refrigerant - Refrigerator	R-450A	R-450A	R-450A
Refrigerant Charge Amount (in ounces)	11.0	14.0	24.0
Refrigerant - Freezer	R-404A	R-404A	R-404A
Refrigerant Charge Amount (in ounces)	12.0	15.0	15.0
BTU/HR H.P. - Refrigerator	1845 (½HP)	2240 (½HP) ⁴	4200 (½ HP) ⁴
BTU/HR H.P. - Freezer	1930 (½ HP) ⁵	1930 (½ HP) ⁴	2160 (½ HP) ⁴

NOTES

NOTE: Figures in parentheses reflect metric equivalents.

- 1= Area of standard shelf compliant only, does not include storage area of additional shelves or available on each compartment bottom.
- 2= For approximate remote weights deduct 40 lbs. from respective net or gross weight. For other information on remote models, please refer to spec sheet TR35837.
- 3= Note that single section models employ one compressor and two evaporator coils, data listed reflects total refrigerator/freezer system.
- 4= Based on a 90 degree F ambient and 20 degree F evaporator for the refrigerated section and a 90 degree F ambient and -20 degree F evaporator for the freezer section
- 5= Based on a 90 degree F ambient and -20 degree F evaporator.
- 6= 12" Top clearance preferred for optimum performance and service access.

NOTE: When ordering please specify: Voltage, Hinging, Door Size, Options and any additional warranties.

Continued product development may necessitate specification changes without notice.

Part No. TR35779 (revised REV. 11-06-18)

Refrigeration System - One Section Models

A top mounted, self-contained, balanced refrigeration system using R-404A refrigerant is conveniently located behind the one piece louver assembly. It features an easy to clean front facing condenser, thermostatic expansion valve, air-cooled hermetic compressor, and large, high humidity evaporator coils located outside the food zone.

A 9' cord and plug is provided standard. Standard operating temperatures are 34 to 38°F for the refrigerator compartment and 0 to -5°F for the freezer compartment.

Refrigeration System - Two & Three Section Models

A top mounted, self-contained, balanced refrigeration system using environmentally friendly, non-flammable R-450A and R-404A refrigerants is conveniently located behind the one piece louver assembly. It features an easy to clean front facing condenser, thermostatic expansion valve, air-cooled hermetic compressors, large, high humidity evaporator coil located outside the food zone and a top mounted non-electric condensate evaporator.

Biased return air duct protects against introduction of warm kitchen air, promoting even temperature maintenance and efficient operation.

A 9' cord and plug is provided standard on two section models. Standard operating temperatures are 34 to 38°F for the refrigerator compartment and 0 to -5°F for the freezer compartment.

Controller

The easy to use water resistant INTELA-TRAUL® microprocessor control system is supplied standard. It includes a 3-Digit LED Display and Fahrenheit or Celsius Temperature Scale Display Capability. In addition it includes audio/visual alarms for: Hi/Lo Cabinet Temperature, Door Open, Clean Condenser, Evaporator Coil and Discharge Line Sensor Failures, and Power Supply Interruption. A separate control is provided for both the refrigerator and freezer compartments.

Interior

Standard interior arrangements include three (3) wire shelves per section, mounted on shelf pins (one section models are supplied standard with two wire shelves). Shelves are full-width, and do not have any large gaps between them requiring the use of "bridge" or "junior shelves." Recommended load limit per shelf should not exceed 225 lbs. Optional tray slides may be purchased in combination with, or in lieu of these. Standard interior arrangements are installed at the factory and EZ-Change interior slides (only) are field installed.

Warranties

Both a three year parts and labor warranty and a five year compressor warranty (self-contained models only) are provided standard.



Listed by Underwriters Laboratories Inc., to U.S. and Canadian safety standards and Listed by NSF International.



**Equipped With One NEMA 5-15 P Plug
(1 section models only)**



**Equipped With One NEMA 5-20 P Plug
(2 section models only)**

NOTE: Full load amps and plug style may vary depending on electrical options chosen and condensing unit employed.

TRAULSEN
4401 BLUE MOUND RD.
PHONE 1 (800) 825-8220
Website: www.traulsen.com

FT. WORTH, TX 76106
FAX-MKTG. 1 (817) 624-4302

Traulsen