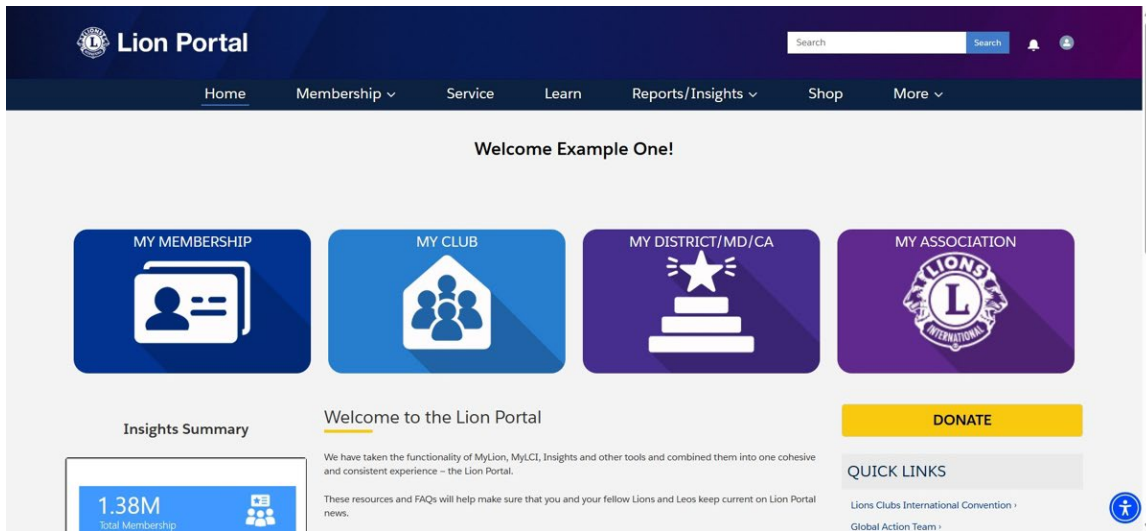


Enhanced Service Activity Summary Page Experience

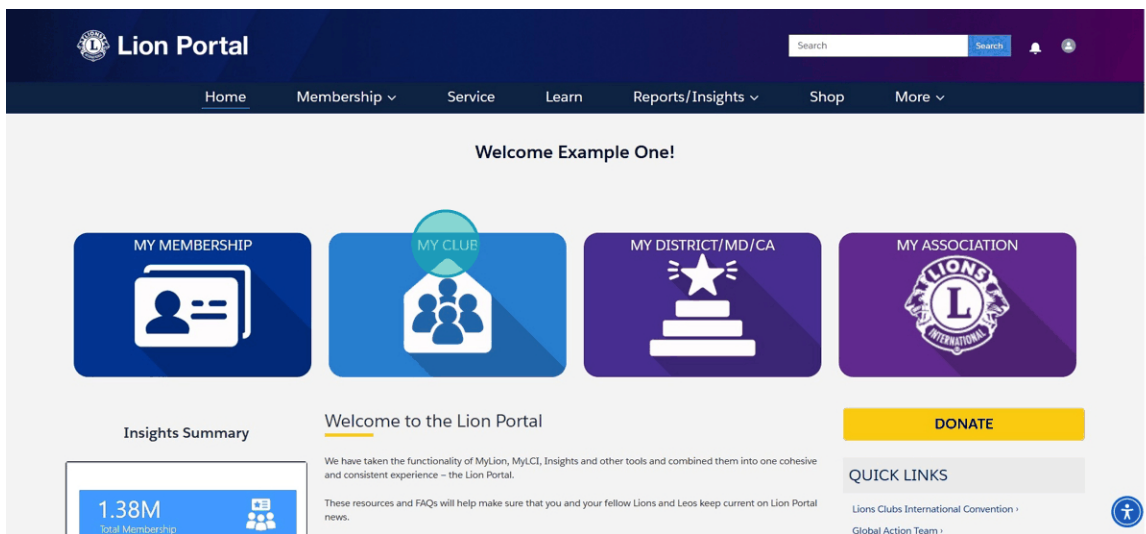
Introduction

This guide provides an overview of the enhanced Service Activity Summary Page on the Lion Portal, showcasing its new features and functionality. Users will benefit from dynamic metrics, flexible filtering options, and a streamlined layout that enhances usability and quick access to important data. With improved loading times and detailed activity insights, this guide is essential for effectively managing and reporting service activities within clubs. Explore it to maximize your experience and engagement with club activities.

1. Log into the Lion Portal at <https://lionsinternational.my.site.com/>

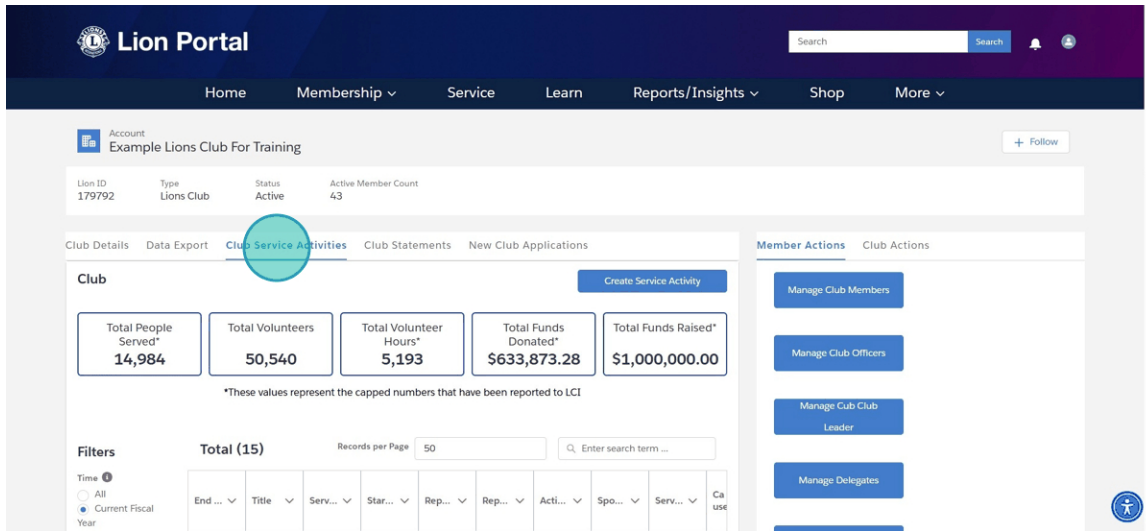


2. Click on "My Club"



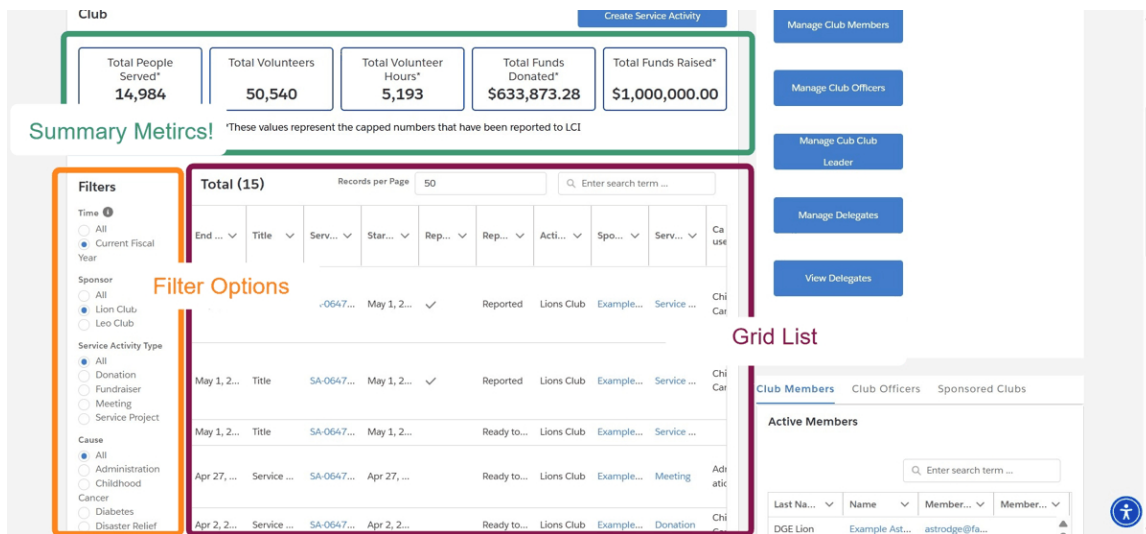
Enhanced Service Activity Summary Page Experience

- Once at your club, click on the Club Service Activities tab. This will bring you to the enhanced Service Activity landing page.



- The enhanced view shows:

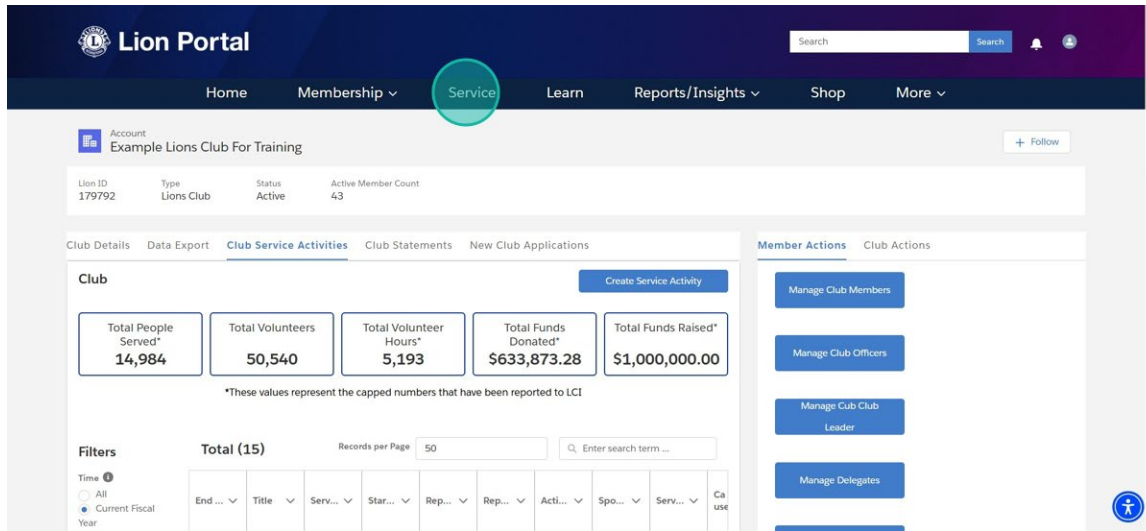
- Summary metrics for activities
- Provides multiple filter options
- A grid list of activities matching the selected criteria



Enhanced Service Activity Summary Page Experience

5. For a full screen view, Click "Service".

NOTE: The "My Service" drop down is no longer necessary and has been removed.



Enhanced page walk through using the full screen width view.

What is new?

- The view will expand width to fill the foot print of the device.
- Key metrics are summarized at top of page for quick access
- Multiple filter options are available replacing the need to previously choose a fixed list view. More flexibility to meet your needs.
- Faster loading filtered Activities list view with additional search/filter options

How Summary Metrics and Filter choices work.

The summary metrics will change as filter options are changed. These are dynamic. The default filter choices summarize metrics for:

- Area - Your Club
 - Timeframe - Current year
 - Sponsor - Lion Club
 - Service Activity Type - All types
 - Causes - All causes
- As you change the filter choices the metrics and list of activities will update.

Enhanced Service Activity Summary Page Experience

6. Metrics totals include activities for all Report Status

- Draft
- Planned
- Ready to Report
- Reported NOTE: Insights only shows Reported activities
The totals displayed use the capped metrics .

For **Club** level activities the caps are:

- Total People Served - 3,000
- Total Volunteer Hours - 1,200
- Total Funds Donated - \$200,000 (USD)
- Total Funds Raised - \$250,000 (USD)

Activity metrics at the District and Multiple District are **not** capped.

Additional Filters can expand or limit the activities shown in the list and change the summary metric values displayed.

The filter "Area" and "Sponsor" work together.

- When the Area Multiple District is selected the Sponsor choices will include Multiple District and District.
- When the Area District is selected the Sponsor choices will include District.

Enhanced Service Activity Summary Page Experience

7. Filter Choices

Filters

Area

- Multiple District 1
- District 1 Example
- Example Lions Club For Training

Time

- All
- Current Fiscal Year

Sponsor

- All
- Lions Club
- Leo Club

Service Activity Type

- All
- Donation
- Fundraiser
- Meeting
- Service Project

Cause

- All
- Administration
- Childhood Cancer
- Diabetes
- Disaster Relief
- Environment
- Hunger
- Other Humanitarian Service
- Vision
- Youth

Total (15)

Records per Page

End Date	Title	Service ...	Start Date	Report ...	Report ...	Activity ...	Sponsor	Service ...	Cause	Project Type
May 1, 2025	Test	SA-06478580	May 1, 2025	✓	Reported	Lions Club	Example Lio...	Service Proje...	Childhood Cancer	Awareness, Education and Advocacy
May 1, 2025	Title	SA-06478582	May 1, 2025	✓	Reported	Lions Club	Example Lio...	Service Proje...	Childhood Cancer	Awareness, Education and Advocacy
				May 1, 2025	Ready to Re...	Lions Club	Example Lio...	Service Proje...		
				Apr 27, 2025	Ready to Re...	Lions Club	Example Lio...	Meeting	Administrati	Activities in Strengthening Club
Apr 2, 2025	Service Activ...	SA-06478551	Apr 2, 2025		Ready to Re...	Lions Club	Example Lio...	Donation	Childhood Cancer	Donation
Apr 1, 2025	Easter Bask...	SA-06478492	Apr 1, 2025	✓	Reported	Lions Club	Example Lio...	Service Proje...	Childhood Cancer	Family Assistance
Mar 16, 2025	Quick Guide...	SA-06478569	Mar 16, 2025	✓	Reported	Lions Club	Example Lio...	Service Proje...	Childhood Cancer	Organization or Facility Assistance
Mar 2, 2025	Title Of Activ...	SA-06478560	Mar 2, 2025		Ready to Re...	Lions Club	Example Lio...	Service Proje...	Childhood Cancer	Patient and Family Support
Mar 2, 2025	An Activity	SA-06478494	Mar 2, 2025	✓	Reported	Lions Club	Example Lio...	Service Proje...	Vision	Adult Vision Screening
Feb 22, 2025	Example Ser...	SA-06478555	Feb 22, 2025		Ready to Re...	Lions Club	Example Lio...	Service Proje...	Disaster Relief	Emergency Response
Feb 22, 2025	Mobile Servi...	SA-06478567	Feb 22, 2025	✓	Reported	Lions Club	Example Lio...	Service Proje...	Environment	Recycling and Waste Management

Filter Options

Filter Option Examples

8. Example 1 - Filters (using default filters):

- Area - "Example Lion Club For Training" (the club name)
- Time - Current Fiscal Year
- Sponsor - Lions Club
- Service Activity Type - All
- Cause - All

This returns a list of 17 activities our club has entered.

Lion Portal Search Search

Home Membership ▾ Service Learn Reports/Insights ▾ Shop More ▾

[Create Service Activity](#)

Total People Served*

15,084

Total Volunteers

50,550

Total Volunteer Hours*

5,223

Total Funds Donated*

\$633,873.28

Total Funds Raised*

\$1,000,000.00

*These values represent the capped numbers that have been reported to LCI

Filters **Total (17)**

Records per Page

End Date	Title	Service ...	Start D...	Report ...	Report ...	Activity...	Sponsor	Service ...	Cause	Project Type
May 5, 2025	Test	SA-06478600	May 5, 2025		Ready to Re...	Lions Club	Example Lio...	Service Proj...	Disaster Relief	
May 5, 2025	Food Pantry...	SA-06478601	May 5, 2025	✓	Reported	Lions Club	Example Lio...	Service Proj...	Hunger	Food Collection, Preparation, and Distribution
May 1, 2025	Test	SA-06478580	May 1, 2025	✓	Reported	Lions Club	Example Lio...	Service Proj...	Childhood	Awareness, Education

Enhanced Service Activity Summary Page Experience

9. Example 2 - Filters with Sponsor choice "All":

- Area - "Example Lion Club For Training" (the club name)
- Time - Current Fiscal Year
- Sponsor - **All**
- Service Activity Type - All
- Cause - All

This returns a list of 19 activities our club's 17 activities and 2 additional activities.

10. Example 3 - Filters Sponsor choice "Leo Club" :

- Area - "Example Lion Club For Training" (the club name)
- Time - Current Fiscal Year
- Sponsor - **Leo Club**
- Service Activity Type - All
- Cause - All

This returns a list of 2 activities from our sponsored Leo Club

Lion Portal Search [Search] [Notifications] [User]

Home Membership Service Learn Reports/Insights Shop More

Create Service Activity

Total People Served* **2,575** Total Volunteers **30** Total Volunteer Hours* **60** Total Funds Donated* **\$17,901.99** Total Funds Raised* **\$1,927.45**

*These values represent the capped numbers that have been reported to LCI

Filters **Total (2)** Records per Page 50 [Enter search term ...]

Area
 Multiple District 1
 District 1 Example
 Example Lions Club For Training

Time
 All
 Current Fiscal Year

Sponsor
 All

End Date	Title	Service ...	Start D...	Report ...	Report ...	Activity...	Sponsor	Service ...	Cause	Project Type
Mar 15, 2025	Leo Club Fu...	SA-06478554	Mar 15, 2025		Ready to Re...	Omega Leo ...	Example O...	Fundraiser	Environment	Environmenta I Clean Up and Restoration
Jan 21, 2025	Leo Service ...	SA-06478553	Jan 21, 2025	✓	Reported	Omega Leo ...	Example O...	Service Proj...	Other Humanitarian Service	Initiatives for the Elderly

11. Example 4 - Filters: for Cause, Activity Type, Sponsor within the Multiple District Area

- Area - **Multiple District**
- Time - Current Fiscal Year
- Sponsor - **District**
- Service Activity Type - **Service Project**
- Cause - **Disaster Relief**

This returns a list of 1 activity. A Disaster Relief Service Project performed by District 1 D.

Lion Portal Search [Search] [Notifications] [User]

Home Membership Service Learn Reports/Insights Shop More

Create Service Activity

Total People Served* **1,550** Total Volunteers **100** Total Volunteer Hours* **500** Total Funds Donated* **\$0.00** Total Funds Raised* **\$0.00**

*These values represent the capped numbers that have been reported to LCI

Filters **Total (1)** Records per Page 50 [Enter search term ...]

Area
 Multiple District 1
 District 1 Example
 Example Lions Club For Training

Time
 All
 Current Fiscal Year

Sponsor
 All

End Date	Title	Service ...	Start D...	Report ...	Report ...	Activity...	Sponsor	Service ...	Cause	Project Type
Nov 4, 2024	Disaster Reli...	SA-06402412	Oct 20, 2024	✓	Reported	District	District 1 D	Service Proj...	Disaster Relief	Emergency Response

Showing Page 1 of 1 Pages

[First] [Prev] 1 [Next] [Last]

Enhanced Service Activity Summary Page Experience

12. When no activities match the filter criteria a message is shown.

The screenshot shows the Lion Portal interface with the 'Service' tab selected. The summary cards display the following values:

- Total People Served*: 0
- Total Volunteers: 0
- Total Volunteer Hours*: 0
- Total Funds Donated*: \$0.00
- Total Funds Raised*: \$0.00

A note below the cards states: "*These values represent the capped numbers that have been reported to LCI".

The filters on the left are set to:

- Area: Multiple District 1
- Time: Current Fiscal Year
- Sponsor: All

The main content area displays the message: "There are no Service Activities for this selection." with a teal circle icon.

13. When more than 2,000 activities match the criteria only the first 2,000 are shown in the list view. The metrics included all activities in the totals. A warning is shown.

The screenshot shows the Lion Portal interface with the 'Service' tab selected. The summary cards display the following values:

- Total People Served*: 7,980,476
- Total Volunteers: 79,083
- Total Volunteer Hours*: 475,087.2
- Total Funds Donated*: \$3,454,475.27
- Total Funds Raised*: \$4,497,384.97

A note below the cards states: "*These values represent the capped numbers that have been reported to LCI".

The filters on the left are set to:

- Area: Multiple District 1
- Time: Current Fiscal Year
- Sponsor: All

The main content area displays a warning message: "This report has more results than we can show (up to 2,000 rows). Summary information is calculated from full report results." with a teal circle icon.

The table below shows the first 2,000 results (Total 2000 of 2424):

End Date	Title	Service ...	Start D...	Report ...	Report ...	Activity...	Sponsor	Service ...	Cause	Project Type
Jun 30, 2025	Foundation ...	SA-06478468	Jul 1, 2024		Planned	Multiple Dis...	Multiple Dis...	Service Proj...	Hunger	Other
Jun 30, 2025	Foundation ...	SA-06478466	Jul 1, 2024		Planned	District	District 1 Ex...	Service Proj...	Vision	Other
Jun 30, 2025	Foundation ...	SA-06478469	Jul 1, 2024		Planned	Lions Club	BELVIDERE	Service Proj...	Vision	Other

Enhanced Service Activity Summary Page Experience

14. You can search within the results by clicking the "Enter search term ..." field.

The screenshot shows the 'Service' section of the Lion Portal. At the top, there are navigation tabs: Home, Membership, Service, Learn, Reports/Insights, Shop, and More. Below these are five summary cards: Total People Served* (7,980,476), Total Volunteers (79,083), Total Volunteer Hours* (475,087.2), Total Funds Donated* (\$3,454,475.27), and Total Funds Raised* (\$4,497,384.97). A note states: '*These values represent the capped numbers that have been reported to LCI'. Below the summary cards is a warning icon and text: 'This report has more results than we can show (up to 2,000 rows). Summary information is calculated from full report results.' On the left, there are filters for Area, Time, and Sponsor. The main content area shows a table with columns: End Date, Title, Service, Start Date, Report, Activity, Sponsor, Service, Cause, and Project Type. The table header indicates 'Total (2000 of 2424)' and 'Records per Page 50'. A search input field with the placeholder 'Enter search term ...' is highlighted with a red circle. The table contains several rows of activity data.

15. Type in the text to search. In this example "Hunger". The list view grid is now showing 154 activities of the total 2424.

NOTE: The summary metrics **will not** change. Only the detail rows in the grid view change.

This screenshot is similar to the previous one but with a search filter applied. The search input field now contains the text 'Hunger'. The table header now shows 'Total (154 of 2424)'. The table content is filtered to show only activities related to 'Hunger'. The summary metrics at the top remain the same as in the previous screenshot.

Enhanced Service Activity Summary Page Experience

16. The grid list can be sorted by clicking the column header.

Home Membership Service Learn Reports/Insights Shop More

Create Service Activity

Total People Served* **7,980,476**

Total Volunteers **79,083**

Total Volunteer Hours* **475,087.2**

Total Funds Donated* **\$3,454,475.27**

Total Funds Raised* **\$4,497,384.97**

*These values represent the capped numbers that have been reported to LCI

⚠ This report has more results than we can show (up to 2,000 rows). Summary information is calculated from full report results.

Filters

Area

- Multiple District 1
- District 1 Example
- Example Lions Club For Training

Time

- All
- Current Fiscal Year

Sponsor

- All
- Multiple District
- District
- Lion Club
- Lion Club

Total (2000 of 2424) Records per Page 50

End ...	Title	Service ...	Start D...	Report ...	Report ...	Activity...	Sponsor	Service ...	Cause	Project Type
Jun 30, 2025	Foundation ...	SA-06478468	Jul 1, 2024		Planned	Multiple Dis...	Multiple Dis...	Service Proj...	Hunger	Other
Jun 30, 2025	Foundation ...	SA-06478466	Jul 1, 2024		Planned	District	District 1 Ex...	Service Proj...	Vision	Other
Jun 30, 2025	Foundation ...	SA-06478469	Jul 1, 2024		Planned	Lions Club	BELVIDERE	Service Proj...	Vision	Other
Jun 30, 2025	*gotsneaker...	SA-05998296	Aug 25, 2024		Planned	Lions Club	MOUNT CA...	Fundraiser	Other Humanitarian Service	Other

17. This completes the "Enhanced Service Activity Summary Page Experience" Quick Guide

Lion Portal Search

Home Membership Service Learn Reports/Insights Shop More

Welcome Example One!

MY MEMBERSHIP MY CLUB MY DISTRICT/MD/CA MY ASSOCIATION

Insights Summary

Welcome to the Lion Portal

ⓘ We have taken the functionality of MyLion, MyLCI, Insights and other tools and combined them into one cohesive and consistent experience – the Lion Portal.

DONATE

QUICK LINKS