


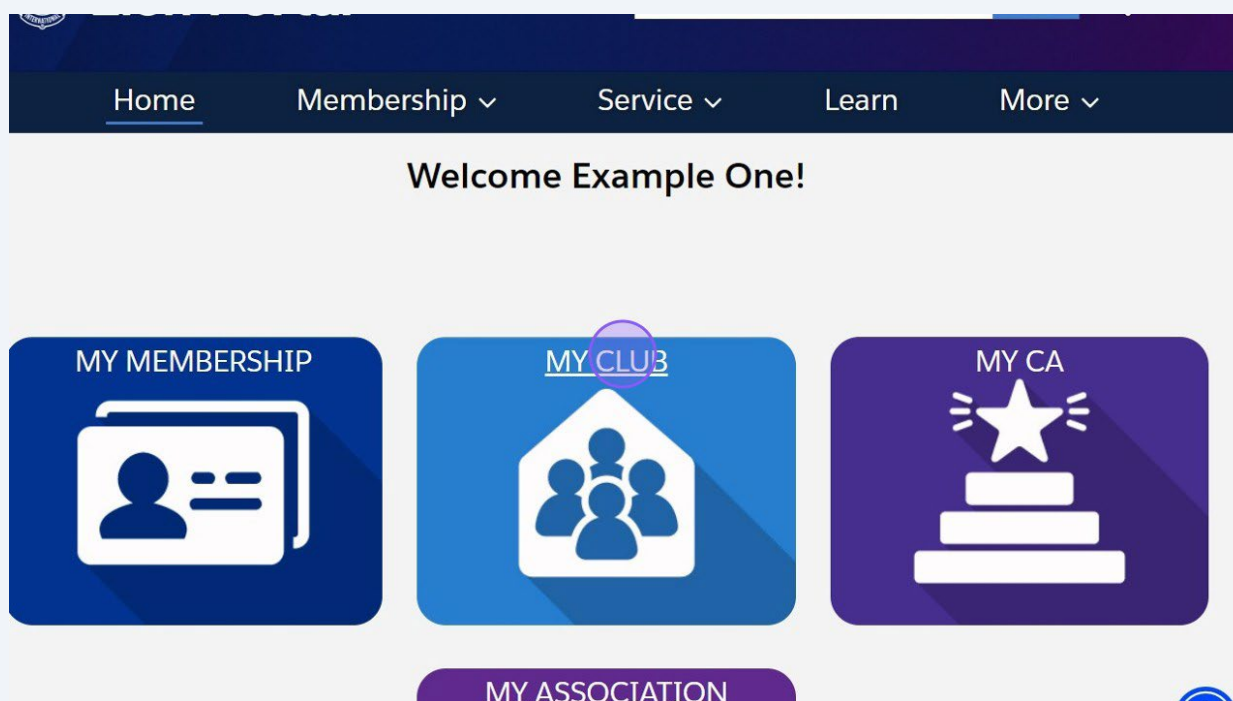
# Actividades de servicio - Cargar, Ver, Gestionar Imágenes

Esta guía ofrece una descripción general completa de cómo cargar, administrar, ver, descargar y eliminar imágenes relacionadas con las actividades de servicio dentro del Lion Portal. Con las nuevas funciones que permiten cargar múltiples imágenes y navegar fácilmente a través de una galería de imágenes, los usuarios pueden mejorar su experiencia y agilizar su proceso de gestión de imágenes. Es un recurso esencial para cualquier persona que desee optimizar el uso del portal y asegurarse de que sus actividades de servicio esté documentada visualmente. Al seguir esta guía, los usuarios ahorrarán tiempo y mejorarán su compromiso con las actividades del club.

 Consejo, esta guía rápida describe cómo cargar, administrar, ver, descargar y eliminar imágenes de actividades de servicio.

**1** Inicie sesión en el Lion Portal. [lionportal.org](https://lionportal.org)

**2** Haga clic en "MI CLUB"



### 3 Haga clic en la pestaña "Actividades de servicio de club"

Account  
Example Club For Training + Follow

Lion ID 200158	Type Lions Club	Status Active	Billing Address 124 Any Place Naperville, Illinois 60565 United States	Active Member Count 56
-------------------	--------------------	------------------	---------------------------------------------------------------------------------	---------------------------

**Club Details** Data Export Club Statements **Club Service Activities** More

Account Name Example Club For Training	Type Lions Club
Parent Account District 1 J	Active Member Count 56
Region or Zone SE Zone 1	Club Specialty Cultural
Lion ID 200158	Club Sub-Specialty
Youth Programs	Specialty Description

Member ... Club Acti...

- Manage Club Members
- Manage Club Officers
- Manage Cub Club

### 4 Desplácese hasta la actividad y haga clic en el enlace para abrirla.

Service Activities (8) 8 items · Updated a few seconds ago

	End Date	Title	Service Acti...	Start Date	Re
1	7/5/2024	Example Club ...	SA-05292416	7/5/2024	✓
2	8/5/2024	Example Club ...	SA-05292417	8/5/2024	✓
3	9/15/2024	Example Club ...	SA-05292418	9/15/2024	✓
4	9/17/2024	Example Club ...	SA-05292419	9/17/2024	✓
5	9/11/2024	Example Club ...	SA-05292420	9/11/2024	✓
6		Example Club ...	SA-05292421	9/1/2024	☐
7	9/2/2024	Example Club ...	SA-05292422	9/2/2024	✓
8	7/4/2024	Example Club ...	SA-05292423	7/4/2024	☐

View All

- Manage Club Members
- Manage Club Officers
- Manage Cub Club Leader
- Manage Delegates
- View Delegates
- View Club Officers

## 5 Haga clic en "Cargar imágenes"

The screenshot shows a web application interface for a Service Activity. At the top, there is a navigation bar with links for Home, Membership, Service, Learn, and More. Below the navigation bar, the page title is "Service Activity SA-05292423". There are three buttons: Edit, Copy, and Delete. The main content area is divided into two sections. The left section is titled "Details" and "Image Gallery". It contains an "Information" section with the following details: Record Type: Service Project; Report Complete: ; Title: Example Club SA7 - Service Project Surfing; Sponsor: Example Club For Training; Cause: Vision. The right section is titled "Image Gallery" and contains a tab labeled "Upload Images" which is highlighted with a purple circle. Below the tab, there is a message: "Use the Upload Images tab to begin uploading images." At the bottom right of the page, there is a blue circular icon with a white person silhouette.

### ¡NUEVA FUNCIÓN!

Se pueden seleccionar y cargar varias imágenes cuando se hayan seleccionado las imágenes. Este es un proceso de 2 pasos:

1. Seleccione las imágenes
2. Cargar las imágenes

## 6 Haga clic en "Seleccionar" o arrastre y suelte imágenes de su dispositivo.

Example Club SA7 - Service Project Surfing    [Example Club For Training](#)    Ready to Report

Details    Image Gallery

Information

Record Type: Service Project

Title: Example Club SA7 - Service Project Surfing

Sponsor: [Example Club For Training](#)

Activity Level: Lions Club

Status: Ready to Report

Report Complete:

Cause: Vision

Project Type: Other

Description: We partnered with another club and a local surfing based youth club to run an in water surfing event for visually impaired.

1 Select image(s) to upload

2 Upload the image(s) to the Image Gallery

Upload Now

## 7 Navegue hasta la ubicación de la imagen o imágenes que desea cargar

Earlier this month

- Wine Basket For Auction-005Ns000001kZgXIAU-ui44pftu
- Wine Basket For Auction

Last month

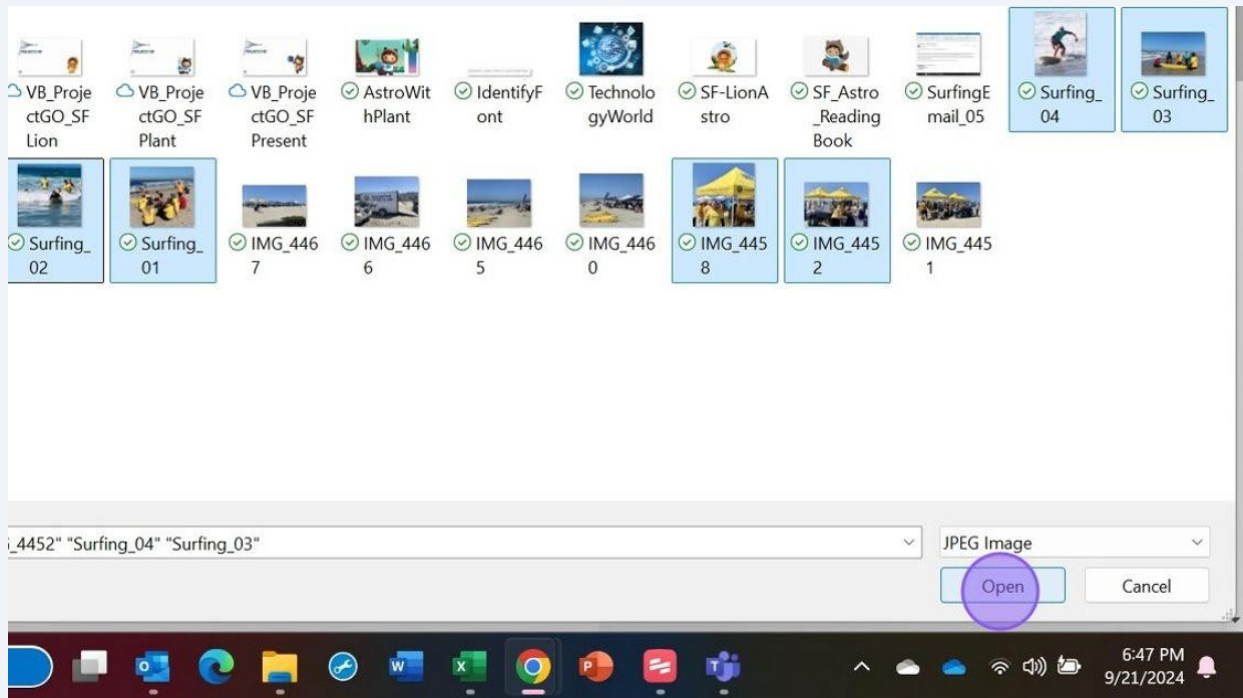
- SuperBadgelImage

Earlier this year

- mindy
- 04-JUL-2024\_TechnologyDivisionOverview\_V(2) (1) (2)
- 04-JUL-2024\_TechnologyDivisionOverview\_V(2) (1) (1)
- 04-JUL-2024\_TechnologyDivisionOverview\_V(2) (1)
- HQ Smaller
- LockScreen
- convention
- technology pictures
- Muhammad

8

Seleccione la imagen o imágenes. Use **ctl + clic** para seleccionar varias imágenes. Haga clic en "Abrir" para volver a la página de carga



¡Alerta! Cada imagen seleccionada debe tener menos de 3Meg.

## 9 Las imágenes seleccionadas se muestran bajo el botón "Cargar ahora".

Surfing

Sponsor ⓘ  
[Example Club For Training](#) ✎

Activity Level  
Lions Club

Status ⓘ  
Ready to Report

Start Date ⓘ  
7/4/2024 ✎

End Date ⓘ  
7/4/2024 ✎

✓ Required Metrics

People Served ⓘ  
150 ✎

Cause  
Vision ✎

Project Type  
Other ✎

Description ⓘ  
We partnered with another club and a local surfing based youth club to run an in water surfing event for visually impaired. Participants were age 6 to 72. ✎

Created By  
Example One, 9/21/2024, 6:38 PM

2 Upload the image(s) to the Image Gallery

Upload Now

1. Surfing\_03.jpg
2. Surfing\_02.jpg
3. Surfing\_01.jpg
4. IMG\_4460.jpg
5. IMG\_4458.jpg
6. IMG\_4452.jpg
7. IMG\_4451.jpg

## 10 Haga clic en "Cargar ahora"

Service Project

Title ⓘ  
Example Club SA7 - Service Project ✎

Sponsor ⓘ  
[Example Club For Training](#) ✎

Activity Level  
Lions Club

Status ⓘ  
Ready to Report

Start Date ⓘ  
7/4/2024 ✎

End Date ⓘ  
7/4/2024 ✎

✓ Required Metrics

Cause  
Vision ✎

Project Type  
Other ✎

Description ⓘ  
We partnered with another club and a local surfing based youth club to run an in water surfing event for visually impaired. Participants were age 6 to 72. ✎

Created By  
Example One, 9/21/2024, 6:38 PM

Select ...or drop image(s) here

2 Upload the image(s) to the Image Gallery

Upload Now

1. Surfing\_03.jpg
2. Surfing\_02.jpg
3. Surfing\_01.jpg
4. IMG\_4460.jpg
5. IMG\_4458.jpg
6. IMG\_4452.jpg
7. IMG\_4451.jpg

## 11 Haga clic en "Vista previa de imagen"

The screenshot shows the 'Image Gallery' interface. On the left, there is a form with the following fields:

- Record Type: Service Project
- Title: Example Club SA7 - Service Project Surfing
- Sponsor: Example Club For Training
- Activity Level: Lions Club
- Status: Ready to Report
- Start Date: 7/4/2024
- Report Complete:
- Cause: Vision
- Project Type: Other
- Description: We partnered with another club and a local surfing based youth club to run an in water surfing event for visually impaired. Participants were age 6 to 72.
- Created By: [User Profile]

On the right, an 'Upload' modal is open with the following steps:

- Select image(s) to upload
- Upload the image(s) to the Image Gallery

The modal includes a 'Select' button and an 'Upload Now' button.

## 12 Ahora se pueden ver las imágenes en miniatura.

The screenshot shows the 'Image Gallery' interface with a list of images on the right and a sidebar on the left. The sidebar contains the following fields:





- Surfing
- Sponsor: Example Club For Training
- Activity Level: Lions Club
- Status: Ready to Report
- Start Date: 7/4/2024
- End Date: 7/4/2024
- Required Metrics: People Served: 150

The list of images on the right includes:

- A yellow tent at an event.
- A yellow tent with 'Encinitas Community Service' branding.
- A beach scene with yellow surfboards.
- A group of people on a beach.


A purple circle highlights the search icon in the sidebar.

### 13 Desplácese para ver las imágenes en miniatura.

Record Type Service Project	Report Complete <sup>i</sup> <input type="checkbox"/>	
Title <sup>i</sup> Example Club SA7 - Service Project Surfing	Cause Vision	
Sponsor <sup>i</sup> <a href="#">Example Club For Training</a>	Project Type Other	
Activity Level Lions Club	Description <sup>i</sup> We partnered with another club and a local surfing based youth club to run an in water surfing event for visually impaired. Participants were age 6 to 72.	
Status <sup>i</sup> Ready to Report	Created By <a href="#">Example One</a> , 9/21/2024, 6:38 PM	
Start Date <sup>i</sup> 7/4/2024		
End Date <sup>i</sup> 7/4/2024		

### 14 Haga clic en "Galería de imágenes"



Home Membership ▾ Service ▾ Learn More ▾

 Service Activity SA-05292423 Edit Copy Delete

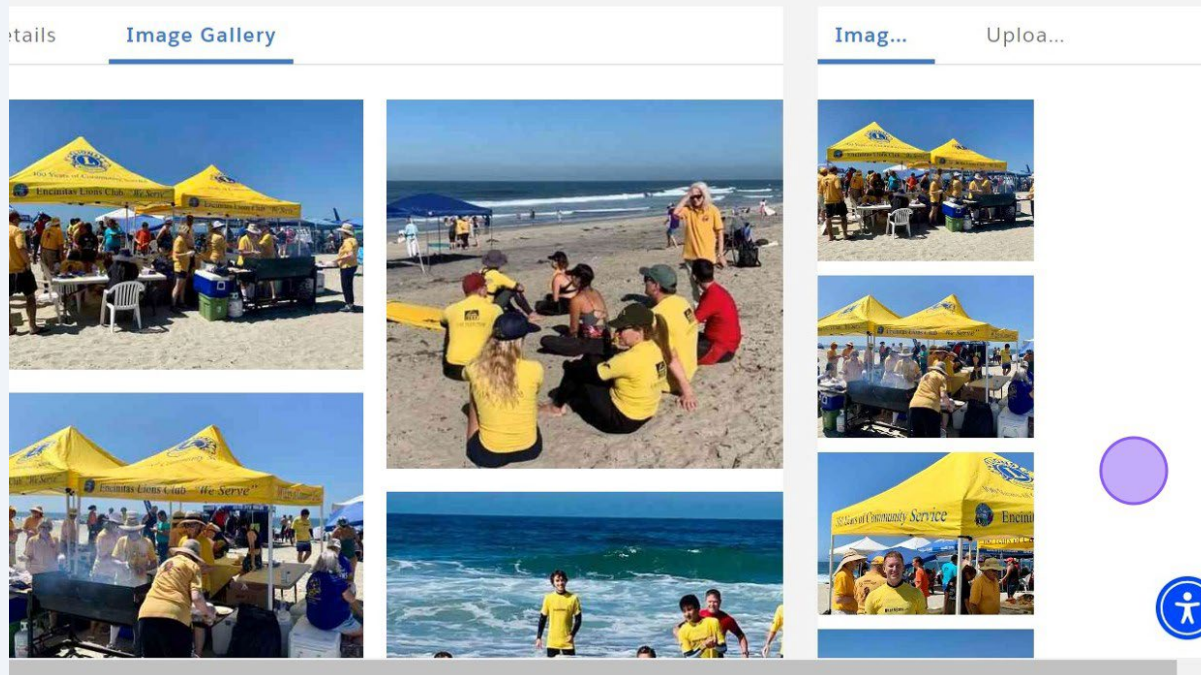
Title: Example Club SA7 - Service Project Surfing | Sponsor: [Example Club For Training](#) | Status: Ready to Report

**Details** **Image Gallery** Imag... Uploa...

Information

Record Type Service Project	Report Complete <sup>i</sup> <input type="checkbox"/>	
Title <sup>i</sup> Example Club SA7 - Service Project Surfing	Cause Vision	
Sponsor <sup>i</sup> <a href="#">Example Club For Training</a>		

**15** La "Galería de imágenes" muestra imágenes de relación de aspecto.



**1** Haga clic en una imagen para abrir la vista completa del carrusel de cada imagen. Utilice las flechas hacia adelante y hacia atrás para desplazarse por las imágenes.





¡NUEVAS FUNCIONES!  
Se pueden descargar imágenes  
Se pueden eliminar imágenes

17

Haga clic en el icono de "Descargar" para descargar la imagen en su dispositivo.



**18** Haga clic en el icono "Cerrar" para salir de la vista del carrusel.



**1** Para eliminar una imagen, desplace el cursor sobre la imagen y haga clic en el icono "Papelera". Aparecerá un mensaje de confirmación de "Eliminar imagen". Haga clic en "Aceptar" para eliminar o en "Cancelar" para salir sin eliminar.

Example Club SA7 - Service Project Surfing      Sponsor [Example Club For Training](#)      Status Ready to Report


Details      **Image Gallery**      Imag...      Uploa...

**20** Haga clic en "Detalles" para volver a los detalles de la actividad de servicio.

SA-05292423


Title Example Club SA7 - Service Project Surfing	Sponsor <a href="#">Example Club For Training</a>	Status Ready to Report
-----------------------------------------------------	------------------------------------------------------	---------------------------

**Details** Image Gallery




Imag... Uploa...

**21** Haga clic en el enlace bajo "Patrocinador" para volver a la página de detalles del club.

 **Lion Portal** Search Search [bell icon] [user icon]

Home Membership ▾ Service ▾ Learn More ▾

 Service Activity  
SA-05292423 Edit Copy Delete

Title Example Club SA7 - Service Project Surfing	Sponsor <a href="#">Example Club For Training</a>	Status Ready to Report
-----------------------------------------------------	------------------------------------------------------	---------------------------

**Details** Image Gallery

Information

Record Type  
Service Project

Title ⓘ  
Example Club SA7 - Service Project ✎

Imag... Uploa...

**22** Haga clic en "Inicio" para volver a la página de inicio.

The screenshot shows the 'Lion Portal' interface. At the top, there is a search bar and a user profile icon. Below the search bar is a navigation menu with 'Home' (highlighted), 'Membership', 'Service', 'Learn', and 'More'. The main content area displays account information for 'Example Club For Training' with a '+ Follow' button. Below this is a table with the following data:

Lion ID	Type	Status	Billing Address	Active Member Count
200158	Lions Club	Active	124 Any Place Naperville, Illinois 60565 United States	56

Below the table are tabs for 'Club Details', 'Data Export', 'Club Statements', 'Club Service Activities', and 'More'. The 'Club Details' tab is active, showing fields for 'Account Name' (Example Club For Training), 'Parent Account', 'Type' (Lions Club), and 'Active Member Count'. A 'Manage Club Members' button is visible on the right side of the page.

**2** Esto concluye la guía rápida "Actividades de servicio - cargar, ver, gestionar imágenes".

The screenshot shows the 'Lion Portal' home page. At the top, there is a navigation menu with 'Home' (highlighted), 'Membership', 'Service', 'Learn', and 'More'. Below the navigation menu is a welcome message: 'Welcome Example One!'. The main content area features four large, colorful buttons: 'MY MEMBERSHIP' (dark blue), 'MY CLUB' (medium blue), 'MY CA' (purple), and 'MY ASSOCIATION' (dark purple). The 'MY ASSOCIATION' button includes the Lions Club logo. In the bottom right corner, there is a user profile icon and a search icon.