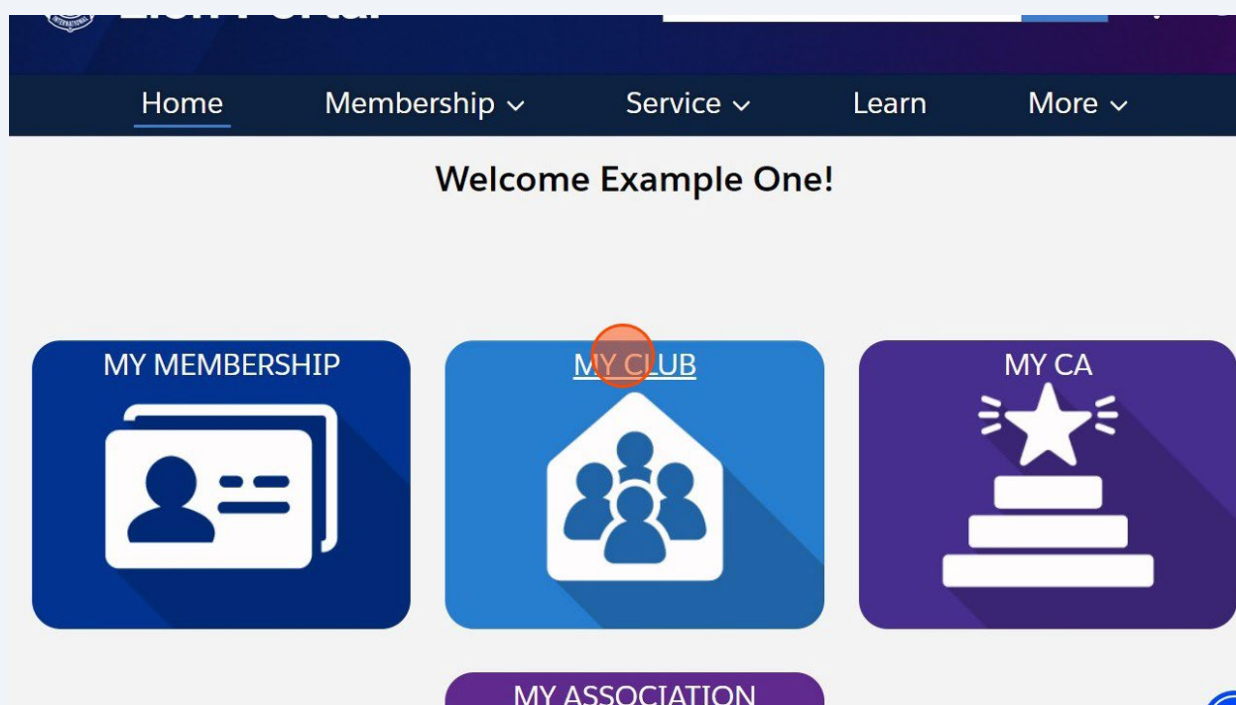


Azioni di club - Scaricare le tessere associative

Questa guida fornisce agli officer di club la procedura semplificata per scaricare in modo efficiente le tessere associative dal Lion Portal. Seguendo i passaggi indicati, gli utenti potranno selezionare rapidamente i soci e personalizzare la formattazione della carta, garantendo un'esperienza senza problemi. La guida è una risorsa essenziale per chiunque voglia gestire in modo efficace i soci del club e risparmiare tempo in questo processo amministrativo.

1 Accedere al Lion Portal lionportal.org

2 Cliccare su "IL MIO CLUB"



3 Cliccare su "Azioni del club"

Home Membership ▾ Service ▾ Learn More ▾

Account
Example Club For Training + Follow

Club ID	Type	Status	Billing Address	Active Member Count
00158	Lions Club	Active	124 Any Place Naperville, Illinois 60565 United States	60

Details Data Export Club Statements Club Service Activities More

Club Name	Type ⓘ
Example Club For Training	Lions Club
Parent Account ⓘ	Active Member Count
District 1 J	60
Region or Zone ⓘ	Club Specialty ⓘ
Zone 1	Cultural
Club ID ⓘ	Club Sub-Specialty ⓘ
00158	

Member ... **Club Acti...**

Manage Club Members

Manage Club Officers

4 Cliccare su "Scarica tessere associative".

Club ID	Type	Status	Billing Address	Active Member Count
00158	Lions Club	Active	124 Any Place Naperville, Illinois 60565 United States	60

Details Data Export Club Statements Club Service Activities More

Club Name	Type ⓘ
Example Club For Training	Lions Club
Parent Account ⓘ	Active Member Count
District 1 J	60
Region or Zone ⓘ	Club Specialty ⓘ
Zone 1	Cultural
Club ID ⓘ	Club Sub-Specialty ⓘ
00158	
Club Programs ⓘ	Specialty Description ⓘ
	Arts and Entertainment
	Charter Established Date ⓘ
	7/1/2010

Member A... **Club Acti...**

Get Membership Cards

Get Delegate Confirmation Letter

View Reports

5 Cliccare qui.

Lion ID Type Status Billing Address Active Member Count

Get Membership Cards

Select Members

Newly added members may not be immediately available. Please try again later if a membership card is not available.

60 of 60 items • 0 items selected

<input type="checkbox"/> Full Name	▼	Lion ID
<input checked="" type="checkbox"/> Example Member Eight		26691558
<input type="checkbox"/> Example Member Eighteen		26691568
<input type="checkbox"/> Example Member Eleven		26691561
<input type="checkbox"/> Example Fifty-One		26691601
<input type="checkbox"/> Example Member Fifteen		26691565
<input type="checkbox"/> Example Member Fifty		26691600
<input type="checkbox"/> Example Member Fifty-Two		26691602

6 Selezionare il socio o i soci;

Select Members

Newly added members may not be immediately available. Please try again later if a membership card is not available.

60 of 60 items • 3 items selected

<input type="checkbox"/> Full Name	▼	Lion ID
<input checked="" type="checkbox"/> Example Member Eight		26691558
<input checked="" type="checkbox"/> Example Member Eighteen		26691568
<input checked="" type="checkbox"/> Example Member Eleven		26691561
<input type="checkbox"/> Example Fifty-One		26691601
<input type="checkbox"/> Example Member Fifteen		26691565
<input type="checkbox"/> Example Member Fifty		26691600
<input type="checkbox"/> Example Member Fifty-Two		26691602

▼ Club Details

Description Website

We are dedicated to the betterment of our <http://e-Clubhouse.org/sites/OakBrook>

7 Cliccare su "Avanti".

<input checked="" type="checkbox"/>	Example Member Eighteen	26691568
<input checked="" type="checkbox"/>	Example Member Eleven	26691561
<input checked="" type="checkbox"/>	Example Fifty-One	26691601
<input type="checkbox"/>	Example Member Fifteen	26691565
<input type="checkbox"/>	Example Member Fifty	26691600
<input type="checkbox"/>	Example Member Fifty-Two	26691602
<input type="checkbox"/>	Example Member Five	26691555
<input type="checkbox"/>	Example Member Forty	26691590
<input type="checkbox"/>	Example Member Forty-Eight	26691598

Next

Club Details

Description
are dedicated to the betterment of our

Website
<http://e-Clubhouse.org/sites/OakBrook>



8 Scegliere la formattazione della pagina desiderata

Lion ID	Type	Status	Billing Address	Active Member Count
200158	Lions Club	Active	124 Any Place Naperville, Illinois 60565	60

Get Membership Cards

Card Options

- A4_84x54_10
- A4_84x54_8
- A4_91x55_10
- Letter_2x35_10
- Letter_2x35_8

Good Standing Until

Sep 28, 2024

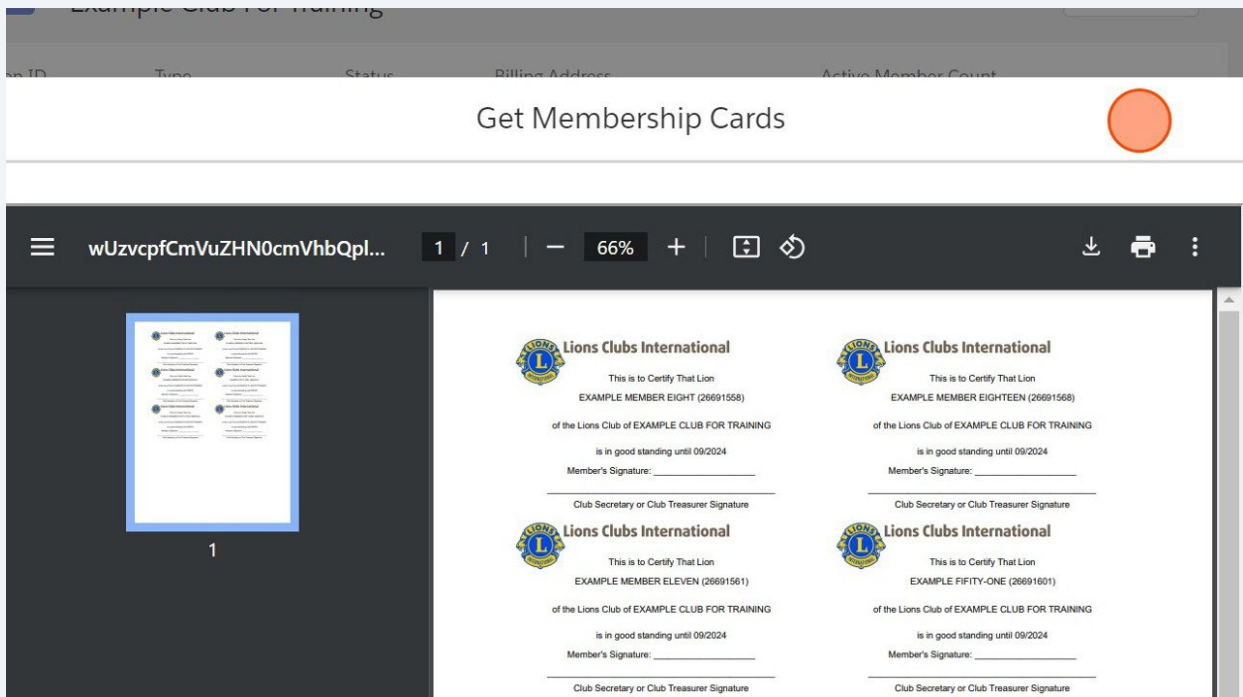


Previous

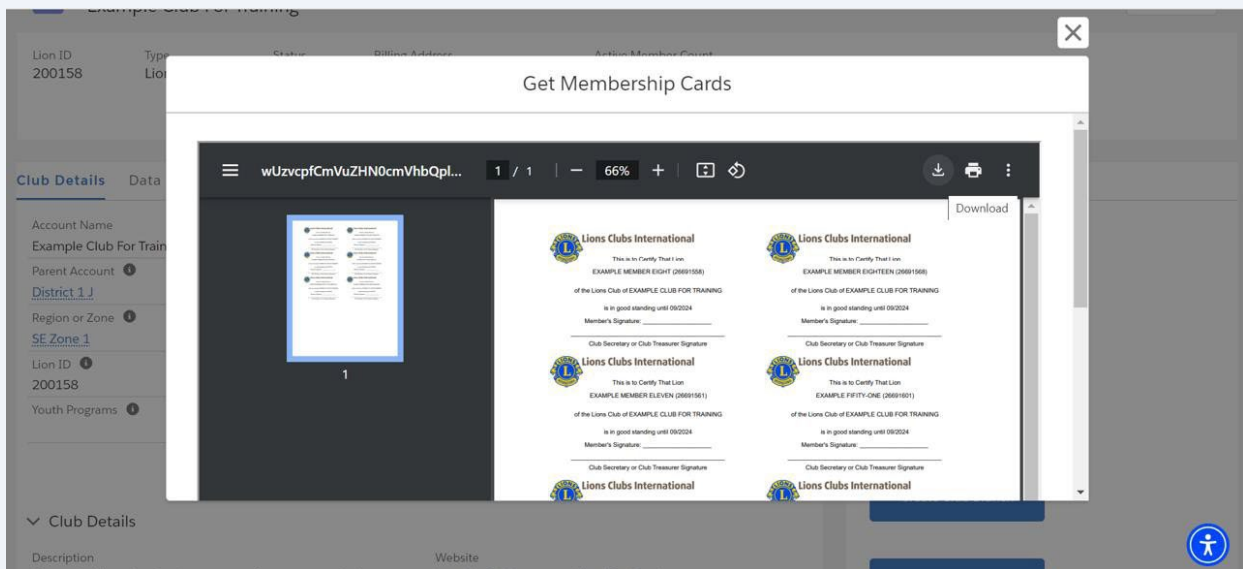
Next

7/1/2010

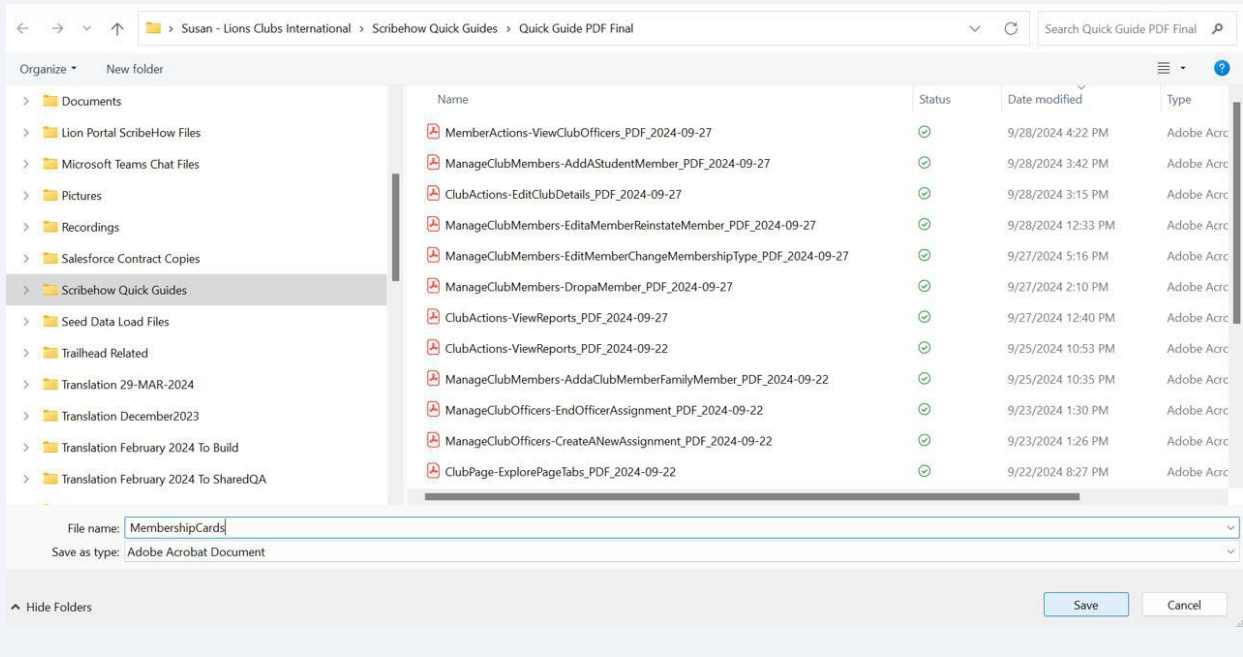
9 Si apre una nuova finestra che visualizza la pagina e la formattazione.



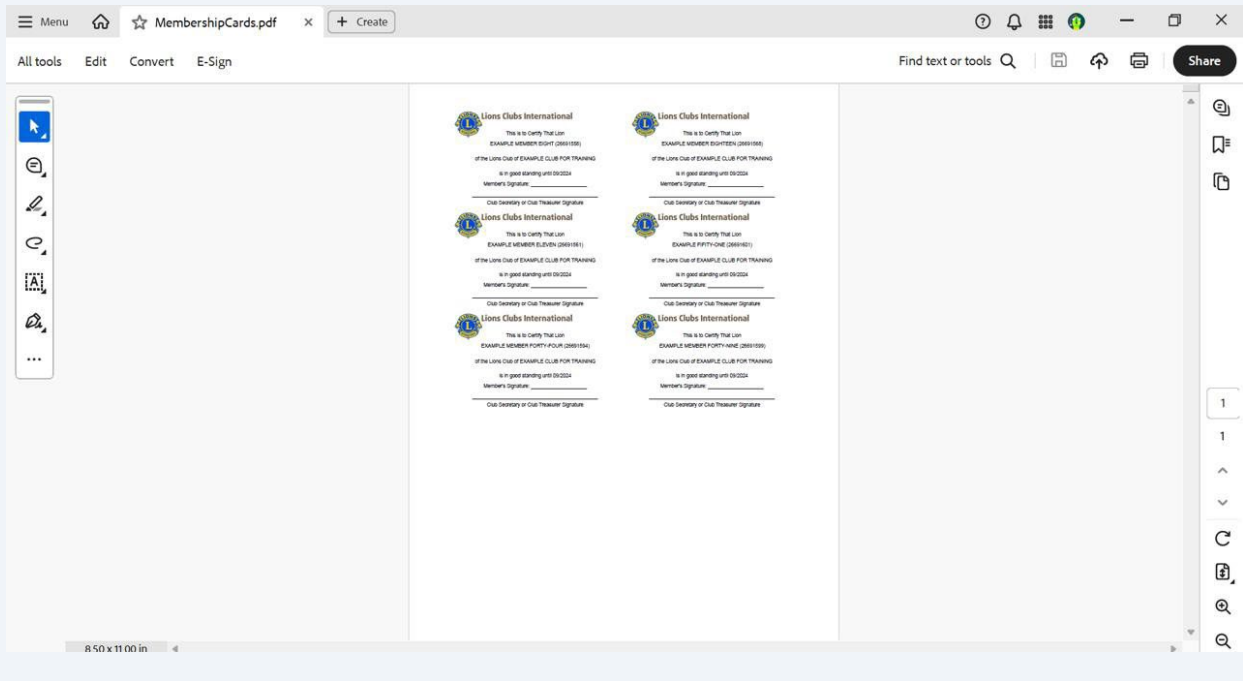
10 Cliccare sull'icona "Download" per scaricare le tessere.



11 Selezionare dove salvare il file da scaricare.



12 Cliccare sul documento scaricato per visualizzare l'anteprima della "Tessera associativa".



13 Dopo aver chiuso la finestra, si torna alla pagina Dettagli del club.

The screenshot shows the 'Example Club For Training' page. At the top, there is an account header with a building icon, the text 'Account Example Club For Training', and a '+ Follow' button. Below this is a summary table with the following data:

Lion ID	Type	Status	Billing Address	Active Member Count
200158	Lions Club	Active	124 Any Place Naperville, Illinois 60565 United States	60

Below the table is a navigation menu with tabs: 'Club Details' (selected), 'Data Export', 'Club Statements', 'Club Service Activities', and 'More'. The main content area is split into two columns. The left column contains a form with the following fields:

- Account Name: Example Club For Training (with an edit icon)
- Parent Account: District 1 J (with an info icon)
- Region or Zone: SE Zone 1 (with an info icon)
- Lion ID: 200158 (with an info icon)
- Youth Programs (with an info icon)
- Type: Lions Club (with an info icon)
- Active Member Count: 60
- Club Specialty: Cultural (with an info icon)
- Club Sub-Specialty (with an info icon)
- Specialty Description: Arts and Entertainment (with an info icon)

The right column contains a 'Member A...' tab and a 'Club Acti...' tab. Under the 'Club Acti...' tab, there are three blue buttons: 'Get Membership Cards', 'Get Delegate Confirmation Letter', and 'View Reports'.

14 Cliccare su "Home" per tornare alla pagina principale del Lion Portal.

The screenshot shows the top navigation bar of the Lion Portal. It features the Lion Portal logo on the left, a search bar with a 'Search' button, and a notification bell icon. Below the search bar is a dark navigation menu with the following items: 'Home' (highlighted with an orange circle), 'Membership' (with a dropdown arrow), 'Service' (with a dropdown arrow), 'Learn', and 'More' (with a dropdown arrow). Below the navigation bar is the same club details page as in the previous screenshot, showing the account header, summary table, and navigation tabs. The 'Club Details' tab is selected, and the left column shows the account information form. The right column shows the 'Club Acti...' tab with the 'Get Membership Cards' button highlighted.

15 Questo conclude la Guida rapida "Azioni per il club - Scaricare le tessere associative".

