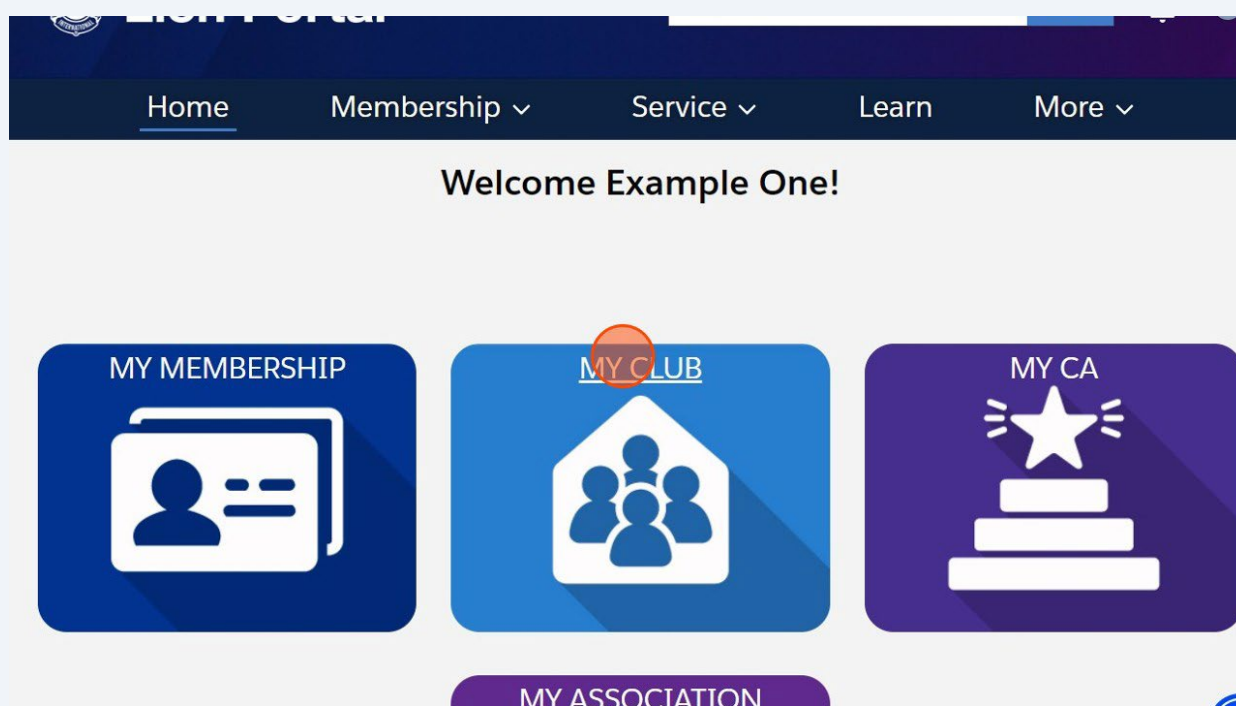


Azioni per il socio - Visualizzare gli Officer del club

Questa guida fornisce ai soci di club un metodo semplice per accedere alle informazioni sui propri officer attraverso il Lion Portal. Illustra i passaggi per visualizzare gli officer attuali, passati e futuri, insieme ai loro dati di contatto. Seguendo questa guida, i soci possono entrare facilmente in contatto con la leadership del club, migliorando la comunicazione e il coinvolgimento all'interno dell'organizzazione. Si tratta di una risorsa preziosa per tutti coloro che desiderano familiarizzare con la struttura e i contatti principali del proprio club.

1 Accedere al Lion Portal lionportal.org

2 Cliccare su "IL MIO CLUB".



i Questa azione è disponibile a tutti i soci del club.

3 Cliccare su "Visualizza gli officer del club".

Club Programs ⓘ

Specialty Description ⓘ

Arts and Entertainment

Charter Established Date ⓘ

7/1/2010

Club Details

Description

We are dedicated to the betterment of our community by serving our local needs. We support aging and youth populations right here at home.

Website

<http://e-Clubhouse.org/sites/OakBrook>

Address

Mailing Address

24 Any Place
Naperville, Illinois 60565
United States

Billing Address

24 Any Place
Naperville, Illinois 60565
United States

Leader

Manage Delegates

View Delegates

View Club Officers

Club Me...

Club Offic...

More

Active Members

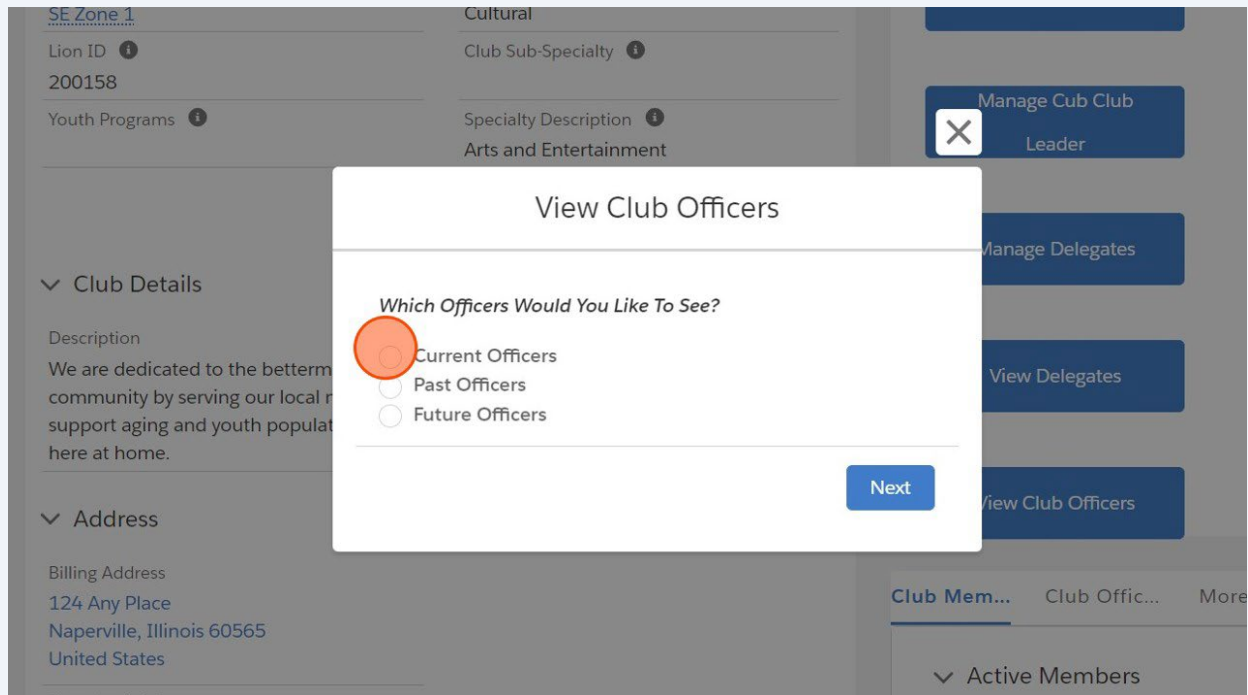
Active Members

60 of 60 items

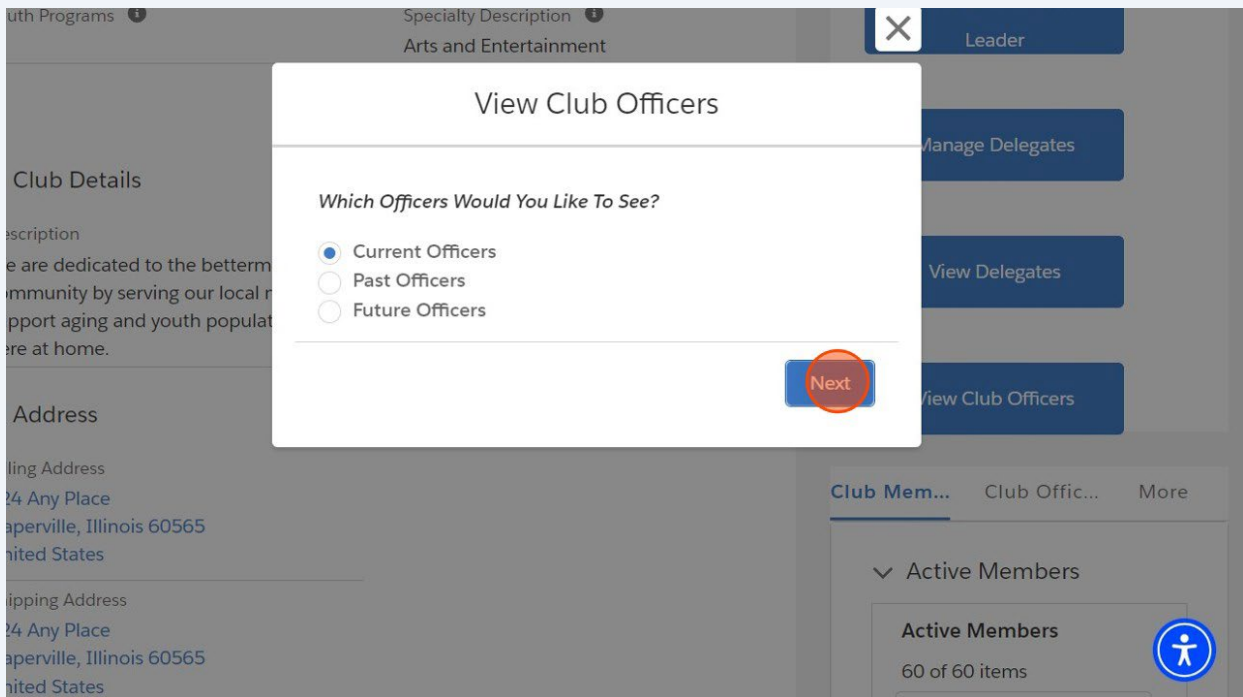


4 Selezionare tra le opzioni di visualizzazione. Le possibili scelte sono:

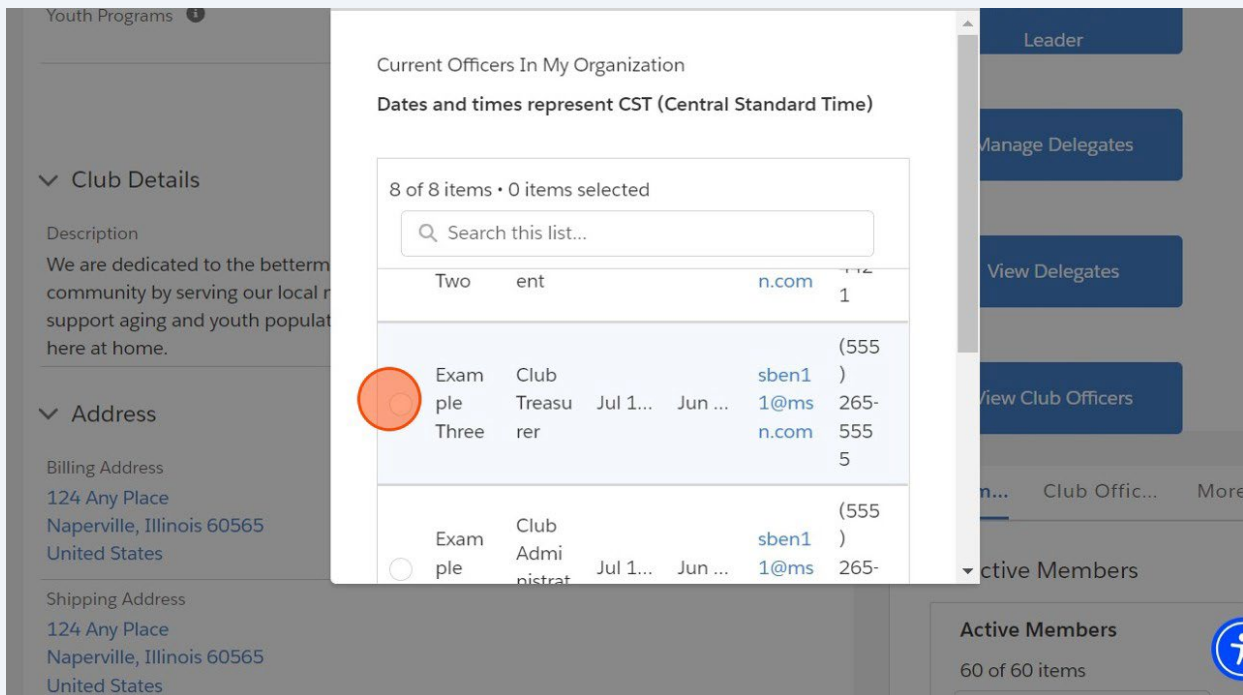
- Officer attuali
- Past Officer
- Futuri Officer (in carica il successivo anno lionistico)



5 Cliccare su "Avanti".



6 Sarà visualizzata una lista degli officer. Scorrere o cercare all'interno dell'elenco. Cliccare sul pulsante di opzione accanto al nome scelto.



7 Cliccare su "Avanti".

The screenshot shows a web application interface. On the left, there is a sidebar with 'Club Details' and 'Address' sections. The main content area displays a list of members. A modal window is open, showing details for a selected member. The modal contains the following information:

<input type="radio"/>	Example Five	Service Chairperson	Jul 1... Jun ...	zuser05@lionfak.com	(630) 123-4567
<input type="radio"/>	Example Seven	Club First Vice President	Jul 1... Jun ...	zuser07@lionfak.com	(630) 345-6789
<input type="radio"/>	Example Forty	Tailor 2024-2025	Sep ... Jun ...	zuser040@lionfak.com	(630) 899-9000

At the bottom of the modal, there are 'Previous' and 'Next' buttons. The 'Next' button is highlighted with a red circle.

8 Saranno mostrati i dati di contatto per l'officer selezionato.

The screenshot shows the same web application interface. The modal window now displays contact details for the selected member. The modal contains the following information:

Full Name	Example Member Three	Join Date	July 1, 2010	Title	Club Treasurer 2024-03	Member ID	26691553
Email	sbent11@msn.com	Phone	(555) 265-5555	Nickname		Membership Type	Lion-Charter-Regular [Active]
Sponsor Name		Spouse	Companion Three				

At the bottom of the modal, there are 'Previous' and 'Finish' buttons. The 'Finish' button is highlighted with a red circle.

9 Cliccare su "Indietro" per tornare alla lista degli officer.

The screenshot shows a member profile modal with the following data:

Full Name	Join Date	Title	Member ID
Example Member Three	July 1, 2010	Club Treasurer	26691553

Email	Phone	Nickname	Membership Type
sben11@msn.com	(555) 265-5555		Lion-Charter-Regular [Active]

Sponsor Name	Spouse
	Companion Three

Buttons: Previous (highlighted in orange), Finish

10 Cliccare per visualizzare un altro officer.

The screenshot shows a list of officers modal with the following data:

2 of 2 items • 0 items selected

Search: presi

M.	T.	Star...	End ...	M.	M.
<input type="radio"/>	Example Two	Club President	Jul 1... Jun ...	sben11@msn.com	555 265-4421
<input type="radio"/>	Example Seven	Club First Vice President	Jul 1... Jun ...	zuser07@lionfak.e.com	(630) 345-6789

Buttons: Previous, Next (highlighted in orange)

11 Cliccare su "Avanti".

2 of 2 items • 1 item selected

Q presi

	M. v	T.. v	Star...	End ...	M. v	M. v
<input type="radio"/>	Exam ple Two	Club Presid ent	Jul 1...	Jun ...	sben1 1@ms n.com	555 265- 442 1
<input checked="" type="radio"/>	Exam ple Seven	Club First Vice Presid ent	Jul 1...	Jun ...	zuser0 07@li onfak e.com	(630) 345- 678 9

Previous **Next**

12 Saranno visualizzate le informazioni di contatto. Cliccare su "Fine" per uscire.

Example Member Seven

July 1, 2010

Club First Vice President 2024-04

26691557

Email	Phone	Nickname	Membershi p Type
zuser007@li onfake.com	(630) 345- 6789		Lion- Charter- Regular [Active]

Sponsor Name

Spouse
Companion
Seven

Previous **Finish**

13 Si verrà reindirizzati alla pagina "Dettagli del club".

Lion Portal Search [Search] [Bell] [User]

Home Membership ▾ Service ▾ Learn More ▾

Account Example Club For Training [Follow]

Lion ID	Type	Status	Billing Address	Active Member Count
200158	Lions Club	Active	124 Any Place Naperville, Illinois 60565 United States	60

Details Data Export Club Statements Club Service Activities More

Account Name Example Club For Training [Edit] Type Lions Club

Parent Account [Info] Active Member Count

Member ... Club Acti...

Manage Club Members

14 Cliccare su "Pagina iniziale" per tornare alla pagina di destinazione del portale.

Lion Portal Search [Search] [Bell] [User]

Home Membership ▾ Service ▾ Learn More ▾

Account Example Club For Training [Follow]

Lion ID	Type	Status	Billing Address	Active Member Count
200158	Lions Club	Active	124 Any Place Naperville, Illinois 60565 United States	60

Club Details Data Export Club Statements Club Service Activities More

Account Name Example Club For Training [Edit] Type Lions Club

Parent Account [Info] Active Member Count

Member ... Club Acti...

Manage Club Members

15

Questo conclude la Guida rapida "Azioni per il socio - Visualizzare gli Officer del club".

