

Project

Quantity

Item #

Model Specified:

CSI Section 11400

Roll-In Hot Food Holding Cabinets To Accommodate 66" High Racks



INTELA-TRAUL®
Equipped!



Model RIH132L-FHS

One, Two & Three Section Models, 32" Deep



Stainless Exterior
& Interior

1-Section Roll-In Model
2-Section Roll-In Model
3-Section Roll-In Model

RIH132L-FHS*
RIH232L-FHS*
RIH332L-FHS



Stainless Exterior,
Anodized Alumi-
num Interior

1-Section Roll-In Model
2-Section Roll-In Model
3-Section Roll-In Model

AIH132L-FHS*
AIH232L-FHS*
AIH332L-FHS

In addition to the already outstanding cabinet construction you have come to expect from Traulsen, these dependable roll-in hot food holding cabinets are built using our high performance ducted fan air distribution system. Unlike designs which simply radiate heat, this minimizes temperature stratification inside the cabinet, while providing for quicker daily start-up, lower energy usage, and reduced lifetime service costs. Each is supplied standard with easy to operate microprocessor controls, stainless steel exteriors, and are communications capable.

Standard Product Features

- R-Series: Stainless Steel Exterior & Interior
- A-Series: Stainless Steel Exterior/Anodized Aluminum Interior
- INTELA-TRAUL® Microprocessor Control System
- Ducted Fan Air Distribution System
- Standard Operating Temperature Range 140 to 180°F
- One-Time Start-Up Temperature Adjustment Feature
- ON/OFF Switch Located On Control Face
- Full Length Stainless Steel Doors With Locks
- Self-Closing Doors With Stay Open Feature At 120 Degrees
- Guaranteed For Life Cam-Lift Hinges
- Guaranteed For Life Horizontal Work Flow Door Handle(s)
- Standard Door Hinging: 132L = Right, 232L = Left/Right, 332L = Left/Right/Right (other hings available)
- Automatically Activated Incandescent Lights
- Stainless Steel Breaker Caps
- Accommodates Roll-In Racks Up To 66" High (provided by others)
- Magnetic Snap-In EZ-Clean Door Gasket(s)
- Stainless Steel Door Liner
- Stainless Steel Interior Rack Guides
- Stainless Steel Threshold Ramp(s)
- Stainless Steel One-Piece Louver Assembly
- 9' Cord & Plug Attached (one section models only)
- Three Year Parts And Labor Warranty
- Two Year Control Warranty (parts and labor)

Options & Accessories

- Stainless Steel Finished Back With Rear Louvers
- Re-Hinging Feature For Door(s)
- Wire Shelf Package For Roll-In Models (includes three wire shelves per section)
- Additional Wire Shelves For Above
- Stainless Steel Shelf Package For Roll-In Models (includes three stainless steel shelves per section)
- Additional Stainless Steel Shelves For Above
- Locking Hasps (padlocks supplied by others)
- 115/60/1 Voltage (single section models only)
- Export 220/50/1 Voltage
- Kool Klad Exterior Laminate Decor
- Clear Glass Door(s) In Place Of One Or More Solid Door(s)
- Fluorescent Lights
- Prison/Correctional Facilities Options



* **Noted models are ENERGY STAR® listed. Please refer to www.energystar.gov to view the most up-to-date product listing and performance data.**



Listed by Underwriters Laboratories Inc., to U.S. and Canadian safety standards and Listed by NSF International.

3-YEAR
PARTS & LABOR WARRANTY

Approval: _____



TRAULSEN
4401 BLUE MOUND RD.
PHONE 1 (800) 825-8220
Website: www.traulsen.com

FT. WORTH, TX 76106
FAX-MKTG. 1 (817) 624-4302

Project

Quantity

Item #

Model Specified:

CSI Section 11400

Specifications

Construction, Hardware and Insulation

Cabinet exterior front, one piece sides, louver assembly and doors are constructed of 20 gauge stainless steel with #4 finish. Cabinet interior and door liners are constructed of stainless steel (anodized aluminum in the A-Series). The exterior cabinet top, back and bottom are constructed of heavy gauge aluminized steel. The interior floor and exterior bottom are constructed of stainless steel and insulated with ¾" of resilient cork. A readily attachable stainless steel ramp is provided.

Doors are equipped with a heavy-duty, extruded wiper gasket for sealing to bottom ramp, removable plug cylinder locks and guaranteed for life cam-lift, gravity action, self-closing metal, glide hinges with stay open feature at 120 degrees. Hinges include a concealed switch to automatically activate the interior incandescent lighting. Guaranteed for life, work flow door handles are mounted horizontally over recess in door which limits protrusion from door face into aiseways. Doors have seamless, polished metal corners.

Gasket profile and Santoprene® material simplify cleaning and increase overall gasket life.

Both the cabinet and door(s) are insulated with an average of 2" thick high density, non-CFC, foamed in place polyurethane.

DIMENSIONAL DATA	R/AIH132L	R/AIH232L	R/AIH332L
Net capacity cu. ft.	36.0 (1020 cu l)	74.3 (2105 cu l)	117.5 (3329 cu l)
Length - overall in.	35½ (90.2 cm)	68 (172.7 cm)	100½ (255.3 cm)
Depth - overall in.	35⅝ (90.3 cm)	35⅝ (90.3 cm)	35⅝ (90.3 cm)
Depth - over body in.	32 (81.3 cm)	32 (81.3 cm)	32 (81.3 cm)
Depth - door open 90° in.	63¼ (160.7 cm)	63¼ (160.7 cm)	63¼ (160.7 cm)
Clear door width in. ¹	27⅞ (68.8 cm)	27⅞ (68.8 cm)	27⅞ (68.8 cm)
Clear door height in.	66⅝ (168.4 cm)	66⅝ (168.4 cm)	66⅝ (168.4 cm)
Height - overall	83¼ (211.5 cm)	83¼ (211.5 cm)	83¼ (211.5 cm)
RIH Net Wt. lbs. ²	350 (159 kg)	580 (263 kg)	1075 (488 kg)
AIH Net Wt. lbs. ²	280 (127 kg)	480 (218 kg)	1000 (454 kg)
Rack Capacity	1	2	3
ELECTRICAL DATA			
Voltage	208/115/60/1	208/115/60/1	208/115/60/1
Feed wires with Ground	4	4	4
Wattage @ 208V	1500	3000	3000
Full load amperes @ 208V	7.8	15.5	15.5
SHIPPING DATA			
Length - crated in.	41 (104 cm)	73 (160 cm)	106 (269 cm)
Depth - crated in.	44 (112 cm)	44 (112 cm)	44 (112 cm)
Height - crated in.	90½ (230 cm)	90½ (230 cm)	90½ (230 cm)
Volume - crated cu. ft.	95 (2691 cu l)	168 (4759 cu l)	250 (7082 cu l)

NOTES

NOTE: Figures in parentheses reflect metric equivalents.

1= Please note that the available cabinet width narrows for 6" from the top of the door frame to 25-7/8" in order to allow for the heater fans.

2= For shipping weights and dimensions please refer to form TR35875.

Heating System

A low watt density, serpentine style, heater is employed for the generation of electric heat. Low velocity air is forced across its large surface area to efficiently move heat radiating away from these through a down-air distribution duct, where it is then evenly distributed throughout the cabinet, assuring the proper holding environment for hot food product, without drying. A vent, located at the top of the cabinet, is included for positive humidity control.

Controller

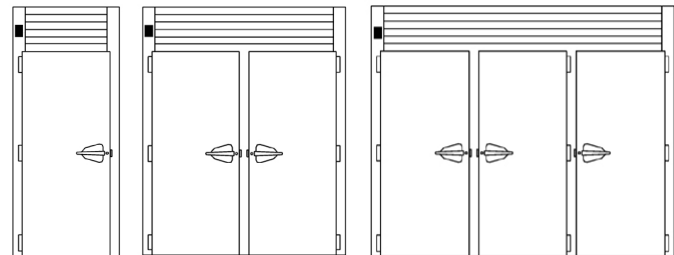
The easy to use water resistant INTELA-TRAUL® microprocessor control system is supplied standard. RS485 data port enables data communications for remote monitoring such as NAFEM Data Protocol, E-Control Systems® and others. It includes a 3-Digit LED Display and Fahrenheit or Celsius Temperature Scale Display Capability. In addition it includes audio/visual alarms for: Hi/Lo Cabinet Temperature, Door Open, Clean Condenser, Evaporator Coil and Discharge Line Sensor Failures, and Power Supply Interruption.

Interior

Readily removable, interior-mounted, stainless steel guides for rack are provided for protection. Maximum rack size with wheels inboard of frame is 27" wide by 29" deep by 66" high. Racks supplied by others.

Warranties

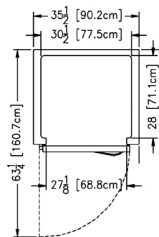
A three year parts and labor warranty is provided standard.



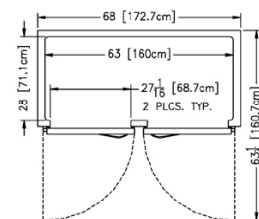
Elevation -
R/AIH132L

Elevation -
R/AIH232L

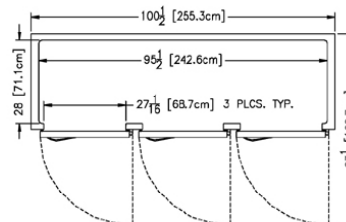
Elevation -
R/AIH332L



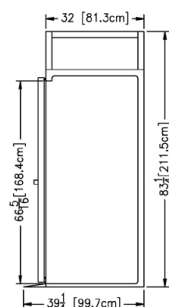
Plan - R/AIH132L



Plan - R/AIH232L



Plan - R/AIH332L



Section - All Models



Equipped With One NEMA L14-20P Plug
(one section models only)

NOTE: When ordering please specify: Voltage, Hinging, Door Size, Options and any additional warranties.

Continued product development may necessitate specification changes without notice.

Part No. TR35792 (REVISED 10-13-14)

TRAULSEN
4401 BLUE MOUND RD.
PHONE 1 (800) 825-8220
Website: www.traulsen.com

FT. WORTH, TX 76106
FAX-MKTG. 1 (817) 624-4302

Traulsen