



OWNER'S MANUAL

LOAD KING

VOYAGER P

TABLE OF CONTENTS

INTRODUCTION..... 4

BED 6

1002879 8

1002876 10

BED ACCESSORIES 12

ACCESSORIES 14

ELECTRICAL 16

CONTROL PANEL 18

CONTROL PANEL 20

HYDRAULIC RESEVOIR..... 22

REVISION HISTORY

NAME	DATE	DESCRIPTION OF CHANGE	REV.
J HAAS	7/2020	INITIAL RELEASE	A

Company

Load King has been producing quality trailers since 1956. We are located in Elk Point, South Dakota.

Although the trailer industry is an ever-changing environment and we've seen many changes over the years, we have remained committed to the simple philosophy that we will make a reasonable profit through the designing, manufacturing, and marketing of top quality products that we can always be proud to call Load King. We have not, and will not, compromise in this area.

Quality shows in all facets of an operation, from the moment you make your first phone call for a product inquiry to the time you sell your used equipment and realize you've received top dollar on your sale. We continue to strive for excellence in every area and never quit trying to improve. We have earned our reputation believing that quality is value and value sells products.

Through our shared Engineering, Marketing and Sales teams, Load King and Custom Truck One Source bring that tradition of quality and value to another market with the Load King Voyager P.


About Custom Truck One Source

Beginning in February of 2015, three family-owned and operated companies (Custom Truck & Equipment, Utility Fleet Sales and Forestry Equipment of VA) joined together to form what is now Custom Truck One Source. Shortly after its inception, UCO Equipment became a part of the CTOS family along with TNT Equipment six months later. In December 2015, CTOS welcomed its sixth company under its brand, Load King, a leading manufacturer of high-quality and customizable trailers.

The announcement of the partnership represented the platform's collective commitment to the continued growth and dominance of each legacy company's individual offerings, now compounded to leverage the expertise of the team and, ultimately, better serve loyal CTOS customers all over the world. CTOS will build upon the market positions of each legacy company, while serving as a single source supplier of specialty equipment and services for the utility and heavy equipment industries. The utility and heavy equipment platform collectively offers sales, rentals, parts and after market services, remanufacturing, customized equipment and transportation.





Definitions Used in this Manual

The following table describes text and symbols used to highlight important information.

Signal Word	Symbol	Explanation
WARNING		WARNING IS USED TO ALERT READERS ABOUT THE POTENTIAL FOR SERIOUS INJURY OR DEATH OR SERIOUS DAMAGE TO EQUIPMENT.

Table—1

The following table describes line types in the parts drawings.

LINE FONTS		DESCRIPTION
	SOLID LINE FONT	INDICATES PART OUTLINES IN THE DRAWINGS.
	DASHED LINE FONT	INDICATES HOW TWO OR MORE PARTS ASSEMBLE.
	KEYED BOX/BRACKET	INDICATES PARTS INSIDE OF A SUB ASSEMBLY.
	DASHED KEY	INDICATES PART NOT VISIBLE OR HIDDEN IN VIEW

Table—2

SAFETY WARNINGS

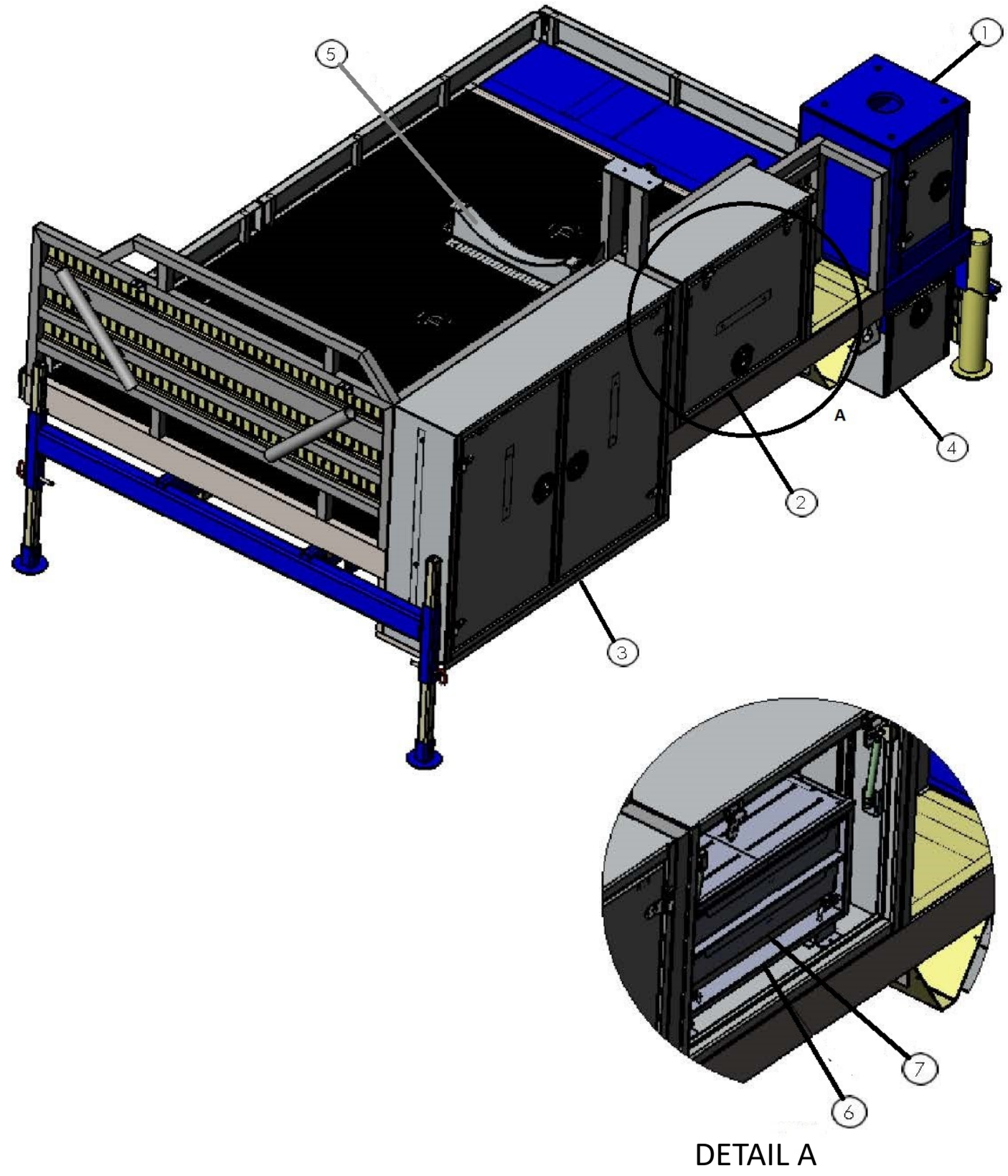


WARNING: All repairs, adjustments and maintenance not described in the Operator's Manual must be performed by Qualified Service Personnel.



WARNING: Hydraulic system components can contain high pressures of which, if suddenly or unexpectedly released, can cause serious injury or death by direct contact with the pressurized oil or by contact with moving machine components.

BED



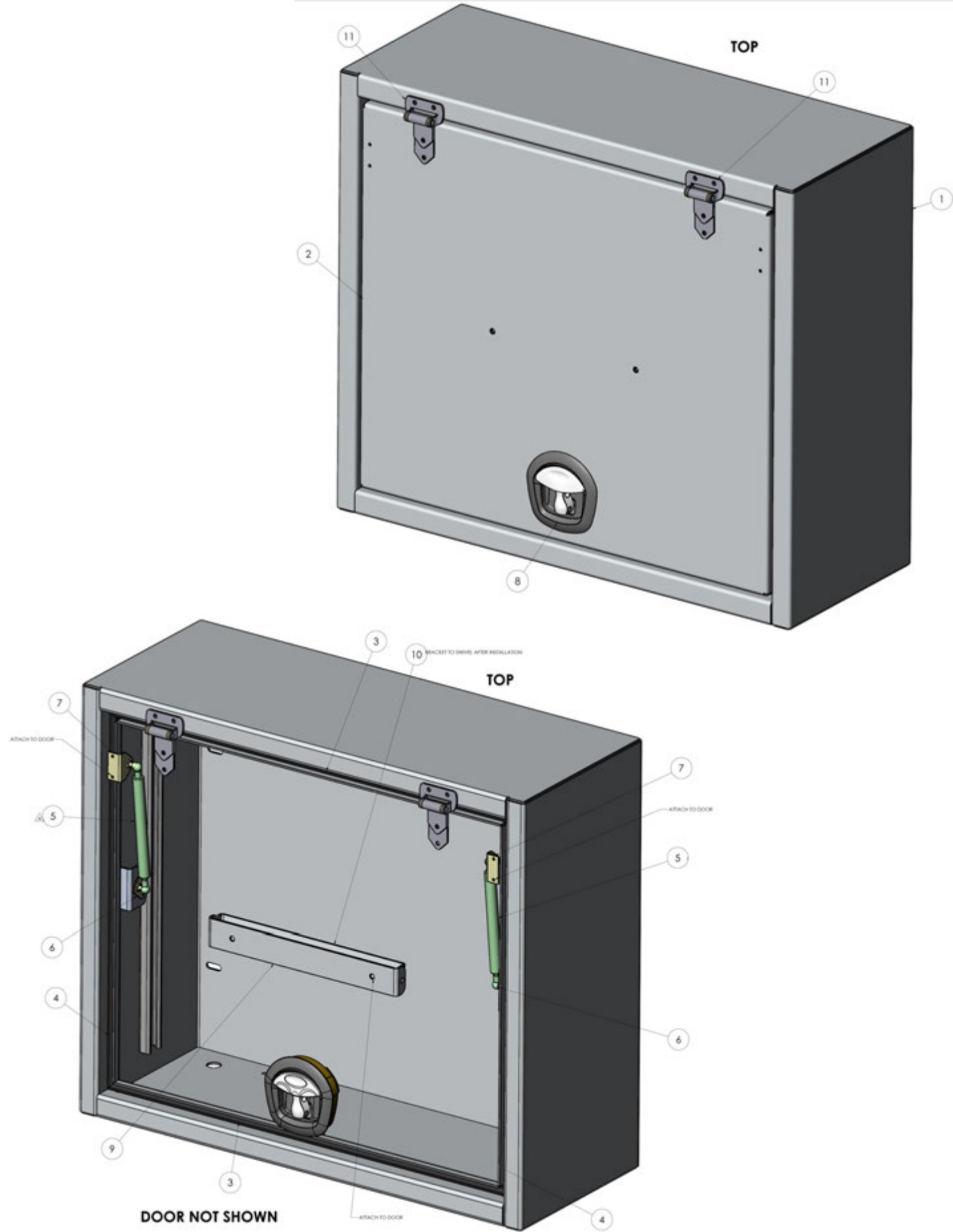
BED (CONT.)

ITEM NO.	PART NUMBER	DESCRIPTION	QTY
1	1003826	ASSY, REAR BED W/ ACCESSORIES	1
2	1002879	ASSY, CABINET SUPPLIES WORK AND STORAGE	1
3	1002876	ASSY, CABINET SUPPLY STORAGE FRONT W/ SHELVES	1
4	1003829	ENCLOSURE, STABILIZER CONTROLS	1
5	1003060	WELDMENT, TANK CRADEL CARRIER	1
6	1003083	ASSY, DRAWER SET (3) DRAWER SUPPLY/WORK CABINET	1
7	1003374	PLATE, WORK TOP DRAWER SET	1

***1002879 breakdown on page 8**

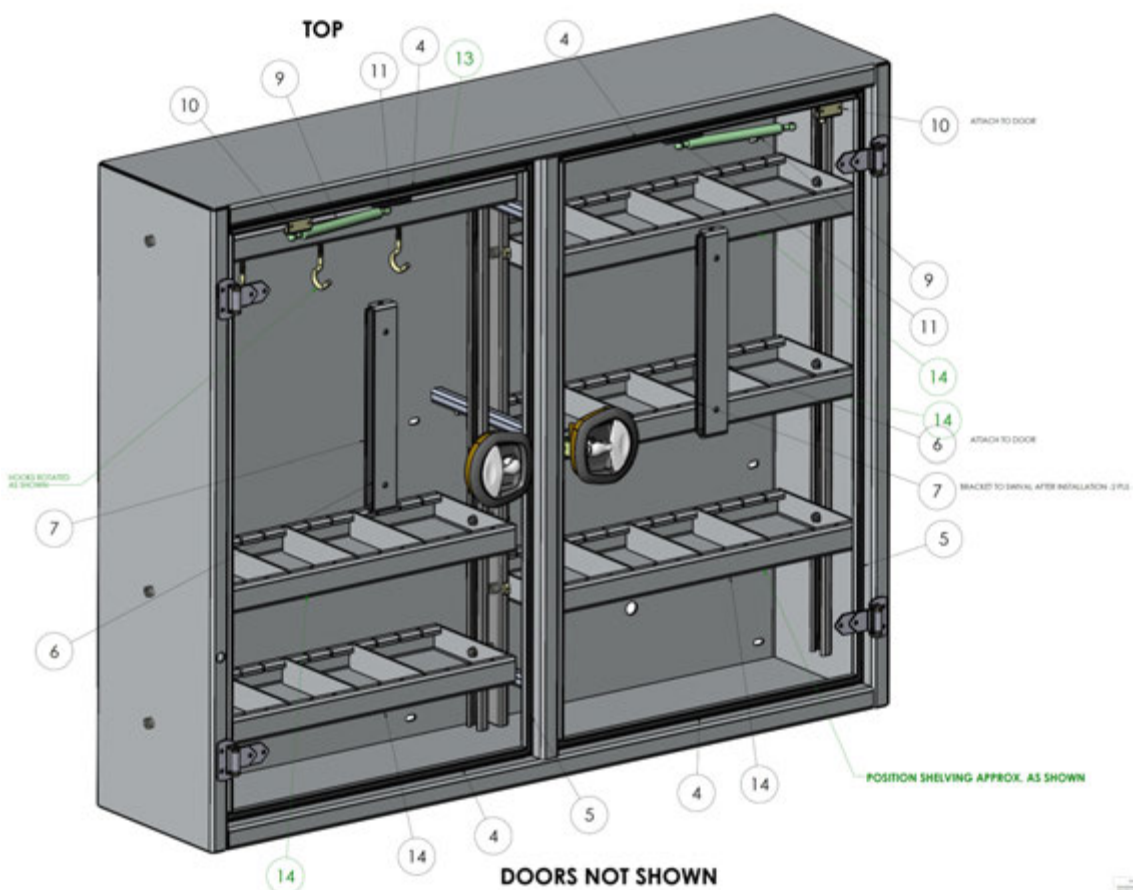
***1002876 breakdown on page 10**

1002879



1002879

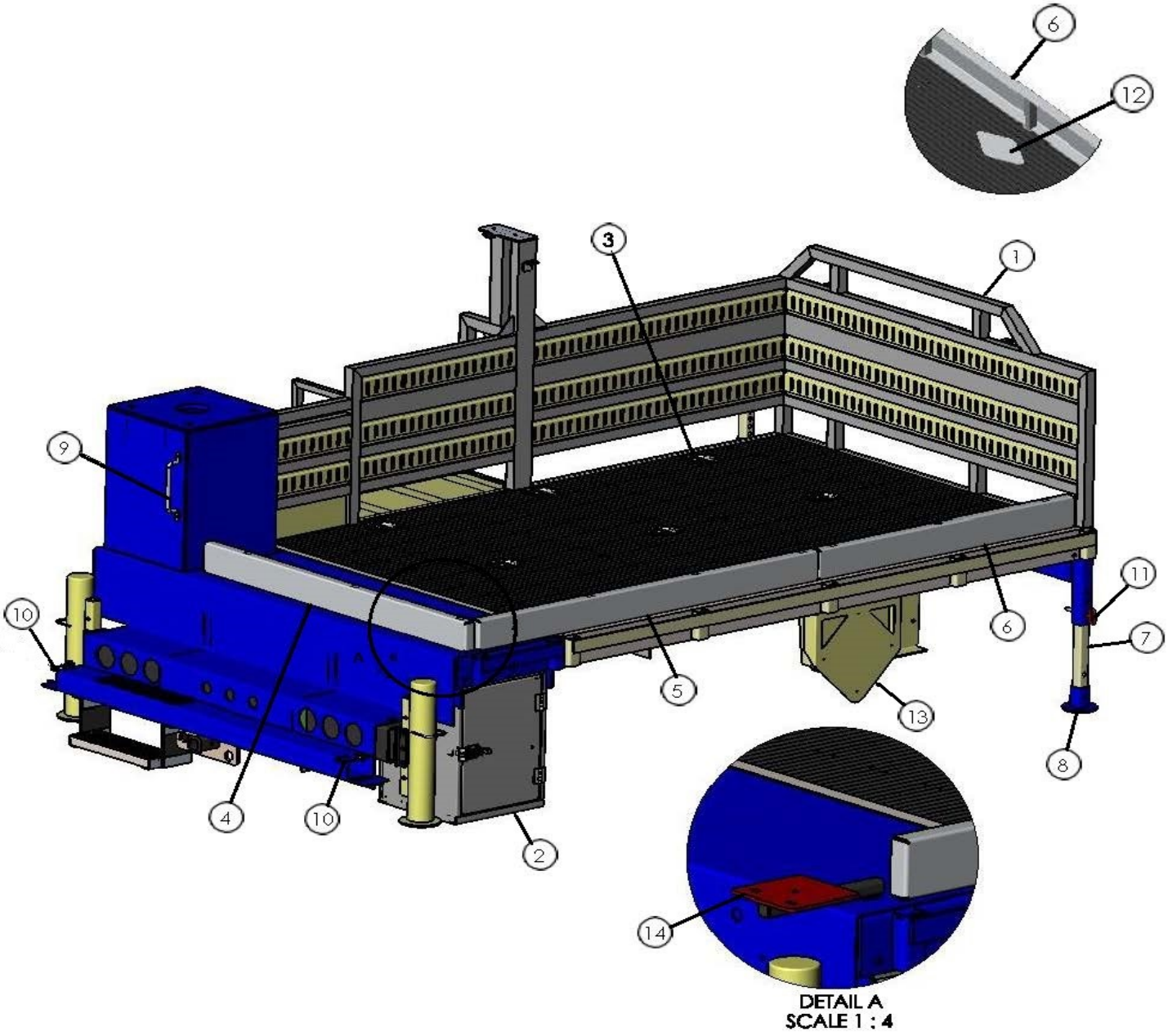
ITEM NO.	PART NUMBER	DESCRIPTION	QTY
1	1002878	WELDMENT, CABINET SUPPLIES WORK & STORAGE	1
2	1002878-3	DOOR PANEL, CABINET SUPPLIES WORK & STORAGE	1
3	1002879-1	SEAL, WEATHER RESISTANT EPDM FOAM 32-3/4" LG	2
4	1002879-2	SEAL, WEATHER RESISTANT EPDM FOAM 27-1/2" LG	2
5	1003460	SHOCK, GAS SPRING 5-3/4" STROKE 34 LBS	2
6	1001698	BRACKET, MOUNTING FLAT 10mm BALL STUD	2
7	1001699	BRACKET, MOUNTING ANGLE 10mm BALL STUD	2
8	1003022	ATCH, WHALE TAIL T-HANDLE R.H.	1
9	1002876-4	BRACKET, MOUNTING CABINET LIGHT	1
10	1002876-3	BRACKET, MOUNTING CABINET LIGHT	1
11	1003032	HINGE, 3 5/16 FLUSH STRAP S.S.	2



1002876

ITEM NO.	PART NUMBER	DESCRIPTION	QTY
1	1002875	WELDMENT, CABINET SUPPLIES STORAGE FRONT	1
2	1002875-3	PLATE, DOOR CABINET SUPPLY STORAGE FRONT W/SHELVES	1
3	1002875-11	PLATE, DOOR CABINET SUPPLY STORAGE FRONT W/SHELVES R.H.	1
4	1002876-1	SEAL, WEATHER RESISTANT EPDM FOAM 27-1/2" LG	4
5	1002876-2	SEAL, WEATHER RESISTANT EPDM FOAM 44-3/4" LG	4
6	1002876-4	BRACKET, MOUNTING CABINET LIGHT	2
7	1002876-3	BRACKET, MOUNTING CABINET LIGHT	2
8	1003022	LATCH, WHALE TAIL T-HANDLE R.H.	2
9	1001697	SHOCK, GAS SPRING 5-3/4" STROKE 20 LBS	2
10	1001699	BRACKET, MOUNTING ANGLE 10mm BALL STUD	2
11	1001698	BRACKET, MOUNTING FLAT 10mm BALL STUD	2
12	1003032	HINGE, 3 5/16 FLUSH STRAP S.S.	4
13	1003702	ASSY, ADJUSTABLE SHELVING W/HOOKS & DIVIDERS	1
14	1003704	ASSY, ADJUSTABLE SHELVING & DIVIDERS	5

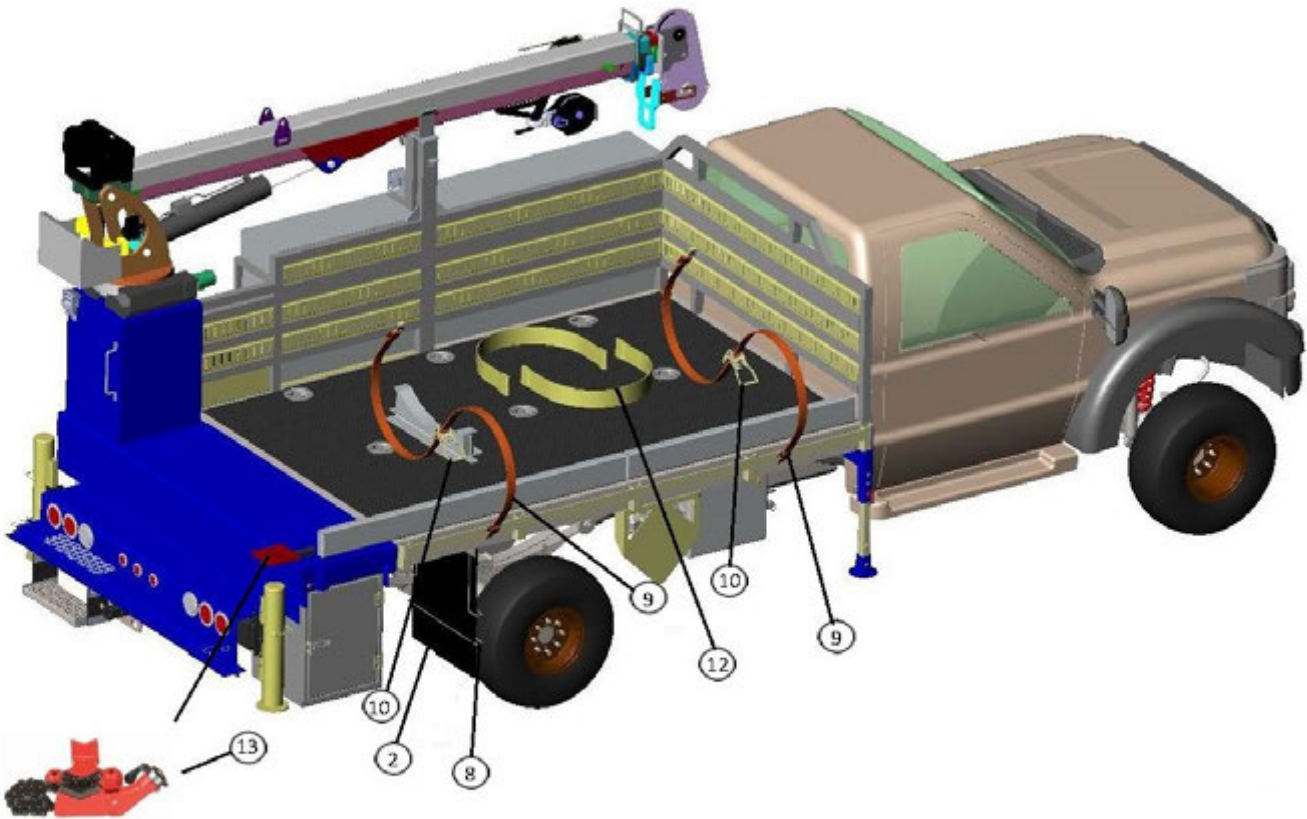
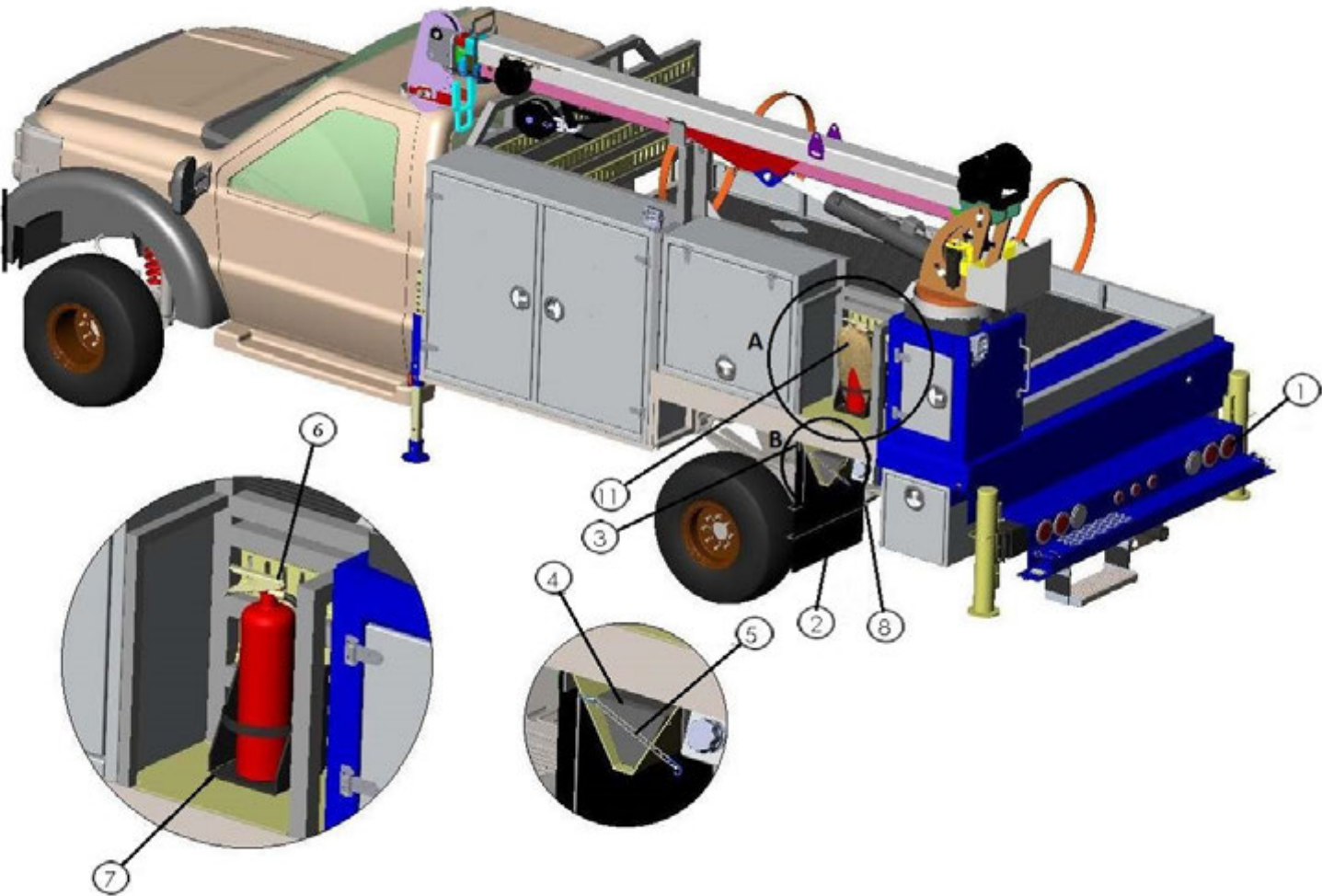
BED ACCESSORIES



BED ACCESSORIES (CONT.)

ITEM NO.	PART NUMBER	DESCRIPTION	QTY
1	1003784	ASSY, REAR AND FRONT BED	1
2	1003825	WELDMENT, CONCRETE BOX 16 BRICK CARRIER	1
3	1002870	RING, TIE DOWN CARGO RECESSED	6
4	1003831	WELDMENT, CARGO RETAINER REAR	1
5	1003832	WELDMENT, CARGO RETAINER REAR C.S.	1
6	1003833	WELDMENT, CARGO RETAINER FRONT C.S.	1
7	1003783-14	TUBING, LEG ADJUSTING FRONT STABILIZER	2
8	1003835	WELDMENT, STABILIZER FOOT	2
9	1003842	HANDLE, PULL STAINLESS STEEL 12''	1
10	1003843	PIN LOCKING W/ RING 3/16''	2
11	1003844	PIN HITCH W/ LANYARD 5/8'' X 5'' LG	2
12	1003826-1	PLATE, COVER HYDRAULIC TANK FILL ACCESS	1
13	1003838	PLATE, BRACKET PLACARD HOLDER	1
14	1004020	WELDMENT, VISE MOUNT	1

ACCESSORIES



ACCESSORIES (CONT.)

ITEM NO.	PART NUMBER	DESCRIPTION	QTY
1	1003974	INSTALL, ELECTRICAL PROPANE SERVICE	1
2	1003984	MUP FLAP	2
3	1001384	BAR, BACKING MUD FLAP MOUNTING	2
4	1003989	WHEEL CHOKE RUBBER	2
5	1003990	ASSY, CHAIN CHOKE BLOCK RETAINING	1
6	1001308	FIRE EXTINGUISHER	1
7	1001306	BRACKET, VEHICLE FIRE EXTINGUISHER	1
8	1003994	BRACKET, ANTI-SAIL MUDFLAP	2
9	1003995	STRAP, W/ WIRE HOOK	2
10	1003998	RATCHET	2
11	1001307	COVER, FIRE EXTINGUISHER	1
12	1003983-1	SLING STRAP	2
13	1003983-2	WISE, CHAIN BENCH	1

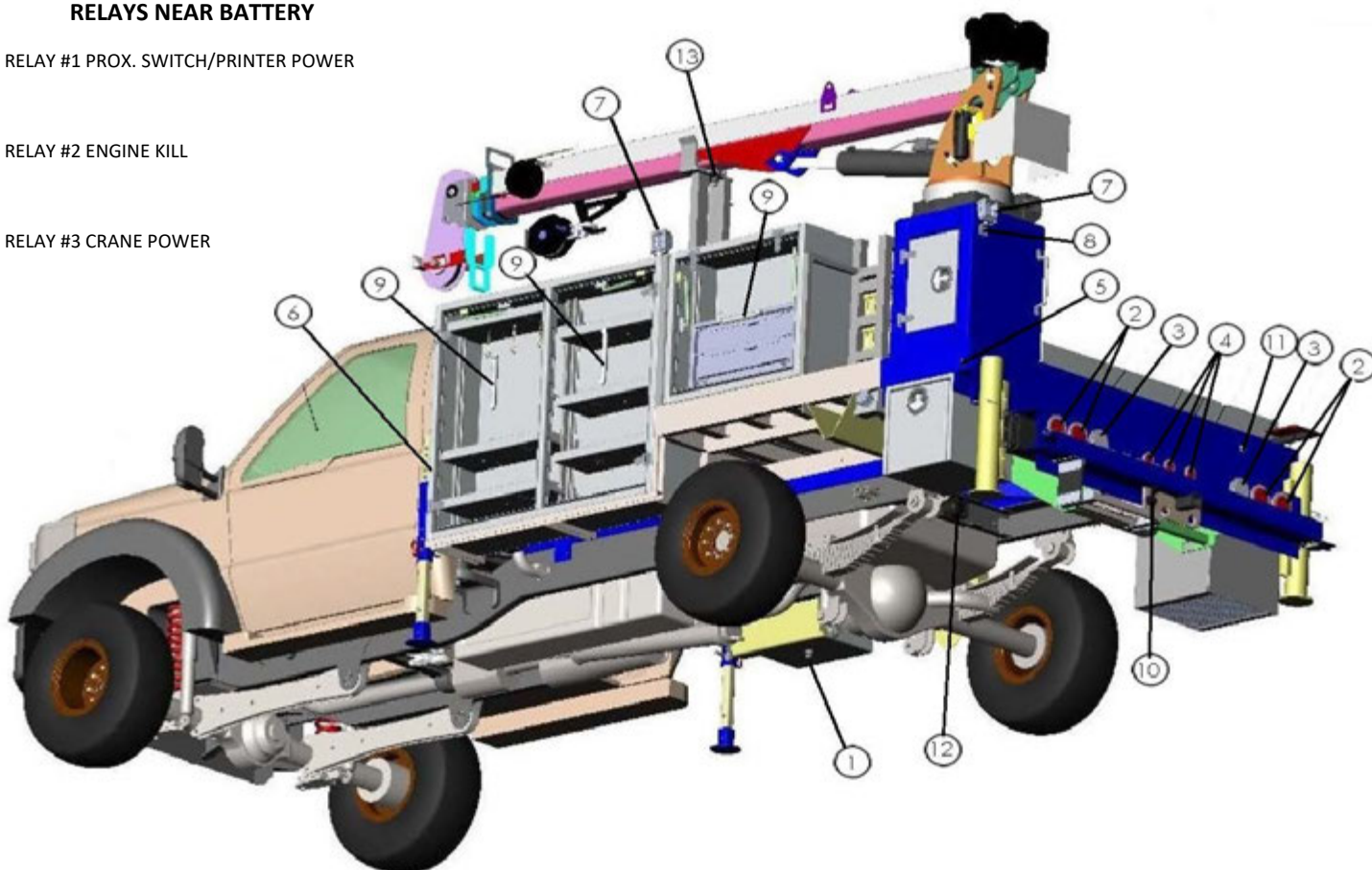
ELECTRONICS

RELAYS NEAR BATTERY

RELAY #1 PROX. SWITCH/PRINTER POWER

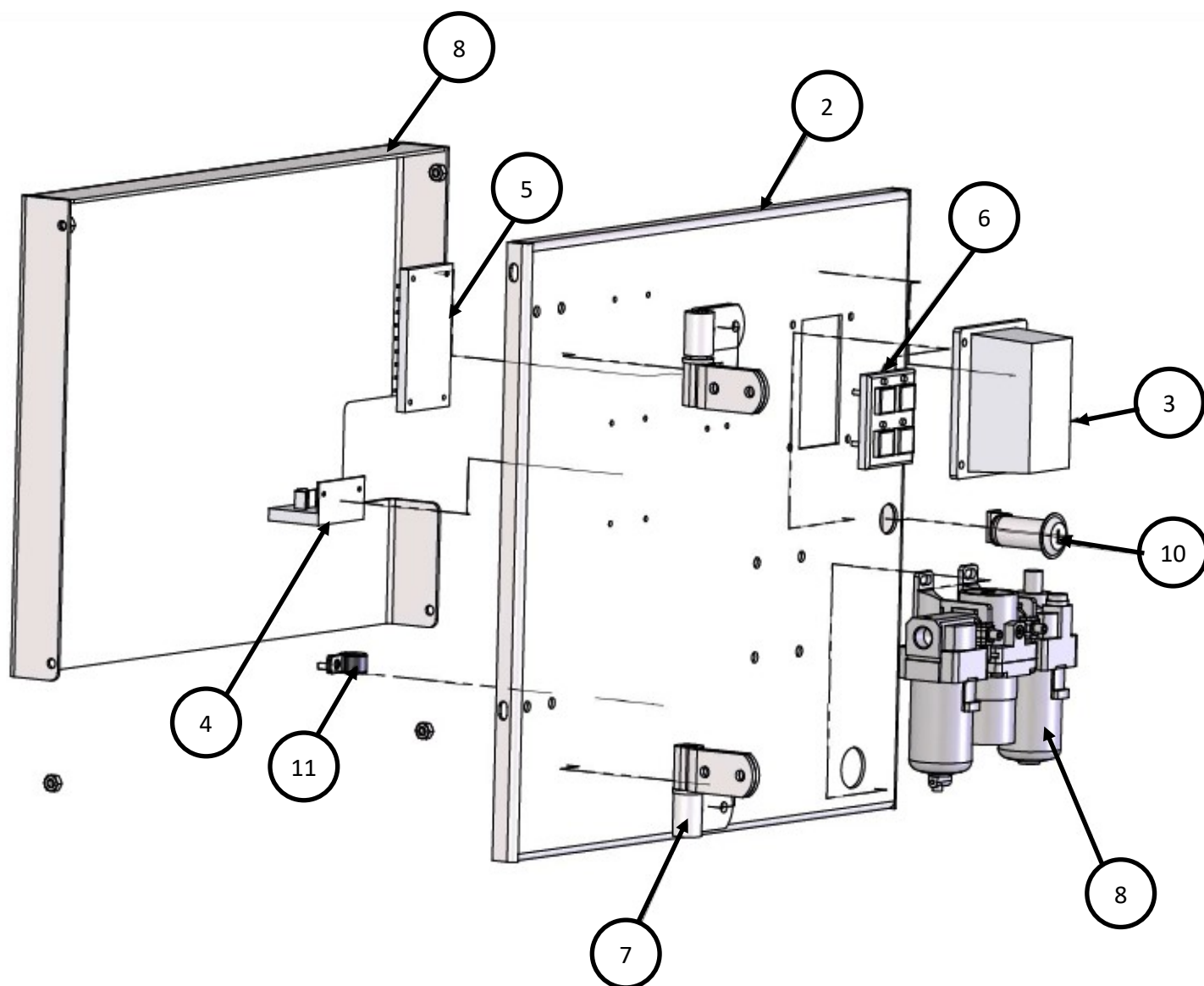
RELAY #2 ENGINE KILL

RELAY #3 CRANE POWER



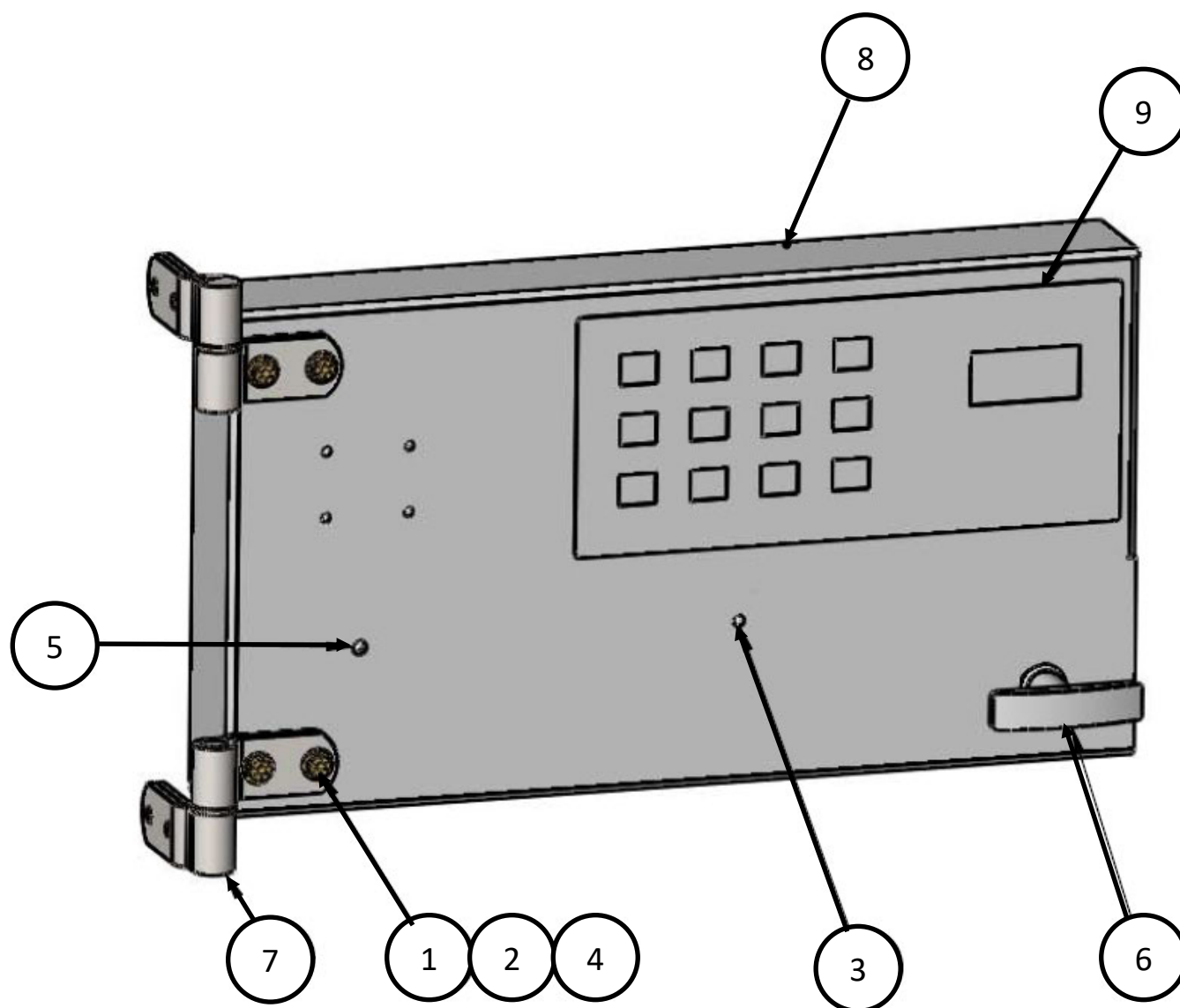
ELECTRONICS (CONT)

ITEM NO.	PART NUMBER	DESCRIPTION	QTY
1	1003869	INSTALL, HYDRAULIC SYSTEM	1
2	1003975-2	LIGHT, STOP, TURN, TAIL & GROMMET 4" LED RED	4
3	1003975-1	LIGHT, BACKUP & GROMMET 4" LED CLEAR	2
4	1003975-3	LIGHT, MARKER SIDE & GROMMET 2" LED RED	3
5	1003975-4	LIGHT, MARKER SIDE 3/4" RED	2
6	1003975-5	LIGHT, MARKER SIDE 3/4" AMBER	2
7	1003975-6	WORK LAMP, LED	2
8	1003755-16	PLATE, ANGLE MOUNTING DECK LIGHT	1
9	1003975-7	LIGHT, W/ SWITCH LED SWIVEL INTERIOR	3
10	1003975-8	SOCKET, TRAILER 7 POLE GROTE	1
11	1003975-9	LIGHT, SNAP IN LICENSE PLATE	1
12	1003993	ALARM, BACK-UP	1
13	1003974-1	PROX SWITCH	REF

CONTROL PANEL**UNITS BUILT BEFORE APRIL 2019**

CONTROL PANEL (CONT.)

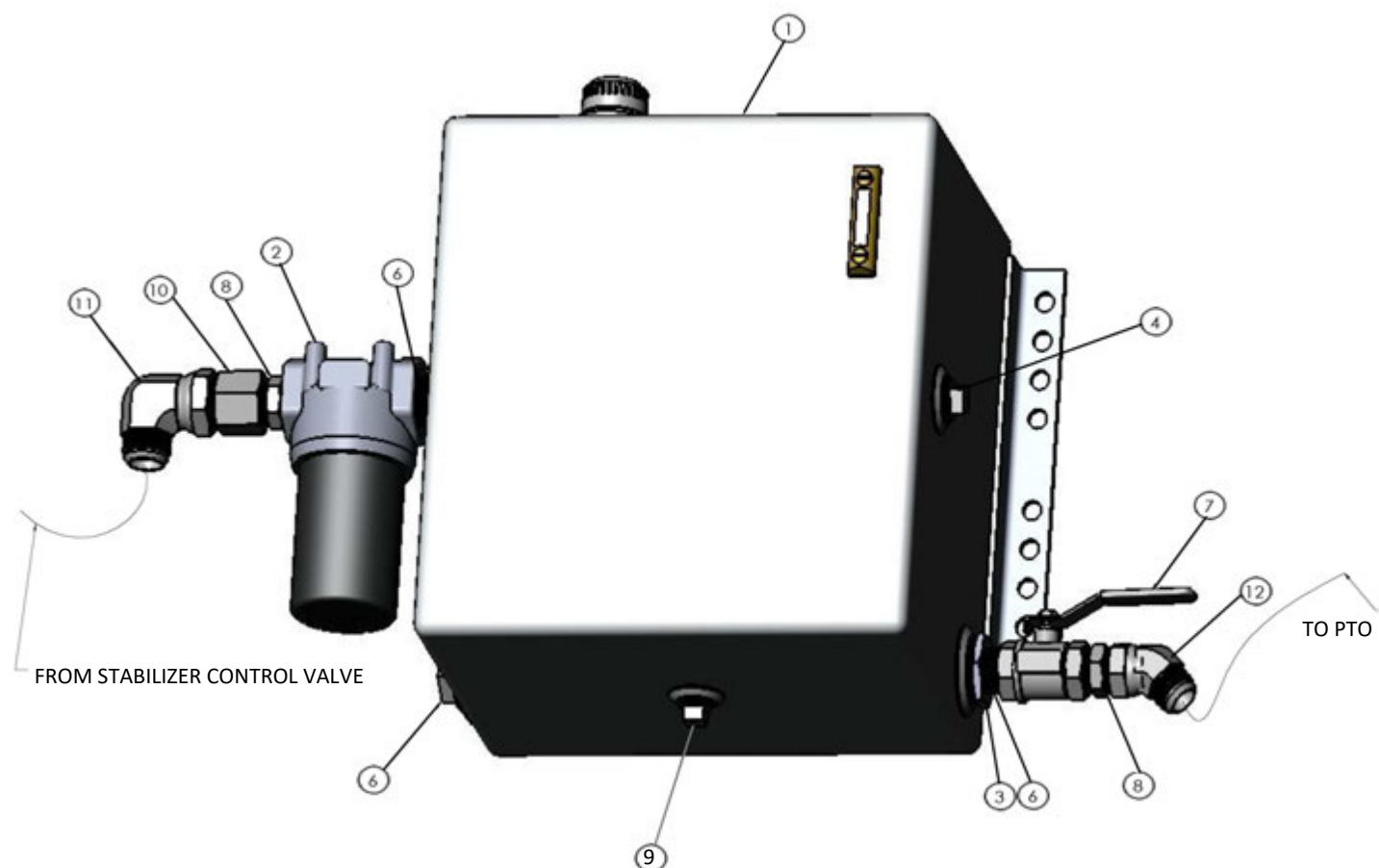
ITEM NO.	PART NUMBER	DESCRIPTION	QTY.	U/M
1	BDY10032 THRU 4/19	CONTROL PANEL ASSY COMPLETE	1	EA
32	BDY10032-01	FRONT PANEL SHEET METAL	1	EA
33	CCA5110	RELAY BOX AND FUSE	1	EA
4	VCMR-01	LATCHING RELAY	1	EA
5	VCMS-SP01 LOWER HALF	SWITCH PANEL 4 POSITION	1	EA
6	VCMS-SP01 UPPER HALF	SWITCH PANEL 4 POSITION	1	EA
7	1151A950	HINGE, ZP	2	EA
8*	BDY20042	FILTER/ REGULATOR ASSY	1	EA
9	BDY10032-10	BACK PANEL WLDMT.	1	EA
10	1337A35	SLOTTED CAM LATCH	1	EA
11	8863T14	1/2" LOOP CLAMP	1	EA
12	JB3816-2BK	JUNCTION BLOCK SINGLE POST BLACK	1	EA
13	JB3816-2RD	JUNCTION BLOCK SINGLE POST RED	1	EA

CONTROL PANEL**UNITS BUILT AFTER APRIL 2019**

CONTROL PANEL (CONT.)

ITEM NO.	PART NUMBER	DESCRIPTION	QTY.	U/M
1	92620A542	HEX CAP SCREW 1/4-20 X 1 YZ GR8	8	EA
2	NNUT-04-20-YZGR8	1/4-20 NYLOCK NUT YZ GR8	8	EA
3	8863T14	1/2" Loop Clamp	1	EA
4	FWSHR-04-YZGR8	1/4 DIA FLAT WASHER YZ GR8	8	EA
5	8863T19	P-CLAMP 1-14" ID X 1 LG	1	EA
6	BDY20032	T HANDLE COMPRESSION LATCH	1	EA
7	1151A950	HINGE, ZP	2	EA
8	BDY00247	CONTROL PANEL WELDMENT	1	EA
9	38029	12 BUTTON KEYPAD	1	EA

HYDRAULIC RESERVOIR



HYDRAULIC RESERVOIR (CONT.)

ITEM NO.	PART NUMBER	DESCRIPTION	QTY
1	1003878	HYDRAULIC RESERVOIR	1
2	1003878-8	FILTER AND HEAD HYDRAULIC FLUID	1
3	1003878-14	REDUCER 2" NPT	1
4	1003878-13	PLUG 1-1/4" NPT	1
5	1003878-12	PLUG 2" NPT	1
6	1003878-15	NIPPLE 1-1/4" NPT	2
7	1003878-16	BALL VALVE 1-1/4" NPT	1
8	1003878-17	REDUCER 1-1/4" MNPT	2
9	1003878-19	PLUG, 1" NPT	1
10	1003878-20	REDUCER	1
11	1003878-21	ELBOW	1
12	1003878-24	ELBOW 45°	1



Load King

PO Box 427

Elk Point, South Dakota, USA 57025-0427

Toll Free: (888) 264-5522