

GET CONNECTED


1



Download the app

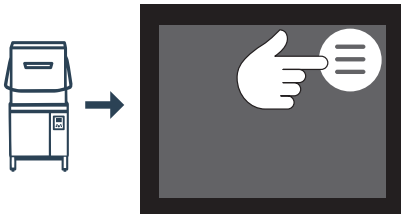


2



Create your user account

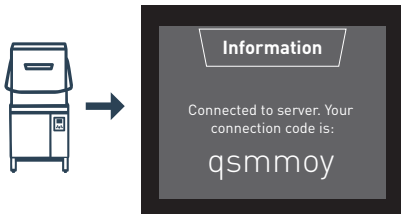
3



Use the connection assistant to connect to WiFi

- ☰ Manager Menu ← WiFi ←
- ☰ Connection Assistant ← Search Network

4



Get access code

- ☰ Manager Menu ← WiFi ← Access Code

5



Connect to machine with code

