

# Activités de service : téléchargement, affichage et gestion des images

Ce guide offre une vue d'ensemble détaillée de la façon de télécharger, gérer, afficher, télécharger et supprimer efficacement des images liées aux activités de service dans le Lion Portal. Les nouvelles fonctionnalités permettant le téléchargement de plusieurs images et une navigation facile dans une galerie photo. Les utilisateurs peuvent ainsi améliorer leur expérience et simplifier leur processus de gestion d'images. Cette ressource est essentielle pour toute personne cherchant à optimiser son utilisation du portail et à s'assurer que ses activités de service soient documentées visuellement. En suivant ce guide, les utilisateurs gagneront du temps et amélioreront leur implication dans les activités du club.



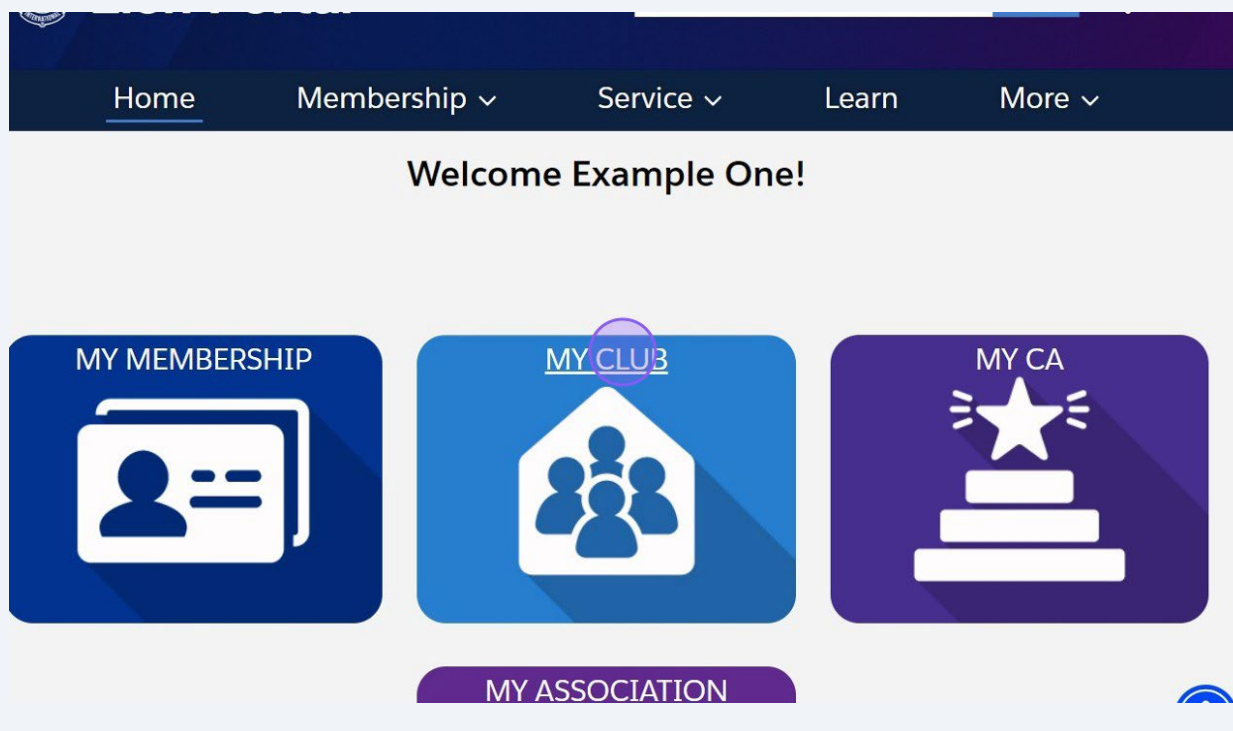
Astuce ! Ce guide explique comment télécharger, gérer, afficher et supprimer des images des activités de service.

**1**

Se connecter au Lion Portal. [lionportal.org](https://lionportal.org)

**2**

Cliquer sur « MON CLUB »



### 3 Cliquer sur l'onglet Activités de service de club



Account

Example Club For Training

+ Follow

Lion ID 200158	Type Lions Club	Status Active	Billing Address 124 Any Place Naperville, Illinois 60565 United States	Active Member Count 56
-------------------	--------------------	------------------	---	---------------------------

Club Details   Data Export   Club Statements   **Club Service Activities**   More

Account Name Example Club For Training	Type ⓘ Lions Club
Parent Account ⓘ <a href="#">District 1 J</a>	Active Member Count 56
Region or Zone ⓘ <a href="#">SE Zone 1</a>	Club Specialty ⓘ Cultural
Lion ID ⓘ 200158	Club Sub-Specialty ⓘ
Youth Programs ⓘ	Specialty Description ⓘ

Member ...   Club Acti...

Manage Club Members

Manage Club Officers

Manage Cub Club

### 4 Accéder à l'activité et cliquer sur le lien pour l'ouvrir.



Service Activities (8)

8 items · Updated a few seconds ago

	End Date	Title	Service Acti...	Start Date	Re
1	7/5/2024	Example Club ...	<a href="#">SA-05292416</a>	7/5/2024	<input checked="" type="checkbox"/>
2	8/5/2024	Example Club ...	<a href="#">SA-05292417</a>	8/5/2024	<input checked="" type="checkbox"/>
3	9/15/2024	Example Club ...	<a href="#">SA-05292418</a>	9/15/2024	<input checked="" type="checkbox"/>
4	9/17/2024	Example Club ...	<a href="#">SA-05292419</a>	9/17/2024	<input checked="" type="checkbox"/>
5	9/11/2024	Example Club ...	<a href="#">SA-05292420</a>	9/11/2024	<input checked="" type="checkbox"/>
6		Example Club ...	<a href="#">SA-05292421</a>	9/1/2024	<input type="checkbox"/>
7	9/2/2024	Example Club ...	<a href="#">SA-05292422</a>	9/2/2024	<input checked="" type="checkbox"/>
8	7/4/2024	Example Club ...	<a href="#">SA-05292423</a>	7/4/2024	<input type="checkbox"/>

View All

Manage Club Members

Manage Club Officers

Manage Cub Club  
Leader

Manage Delegates

View Delegates

View Club Officers

## 5 Cliquer sur Importer des photos

Home Membership ▾ Service ▾ Learn More ▾

Service Activity  
SA-05292423

Edit Copy Delete

Title  
Example Club SA7 - Service Project Surfing

Sponsor  
[Example Club For Training](#)

Status  
Ready to Report

Details Image Gallery

Information

Record Type  
Service Project

Report Complete

Title  
Example Club SA7 - Service Project Surfing

Sponsor  
[Example Club For Training](#)

Cause  
Vision

Use the **Upload Images** tab to begin uploading images.

### NOUVELLE FONCTIONNALITÉ !

Vous pouvez sélectionner et importer plusieurs photos. Ce processus comprend 2 étapes :

1. Sélectionner les images
2. Importer les images

## 6 Cliquer sur « Sélectionner » ou glisser-déposer des images depuis votre appareil.

The screenshot shows a web application interface. At the top, there are three tabs: 'Example Club SA7 - Service Project Surfing', 'Example Club For Training' (which is active), and 'Ready to Report'. Below the tabs, there are two main panels. The left panel is titled 'Image Gallery' and contains an 'Information' section with various fields: Record Type (Service Project), Title (Example Club SA7 - Service Project Surfing), Sponsor (Example Club For Training), Activity Level (Lions Club), Status (Ready to Report), Report Complete (checkbox), Cause (Vision), Project Type (Other), and Description (We partnered with another club and a local surfing based youth club to run an in water surfing event for visually impaired). The right panel is titled 'Image Gallery' and 'Uploa...'. It contains a step-by-step guide: '1 Select image(s) to upload' with a dashed box and a 'Select' button, and '2 Upload the image(s) to the Image Gallery' with an 'Upload Now' button.

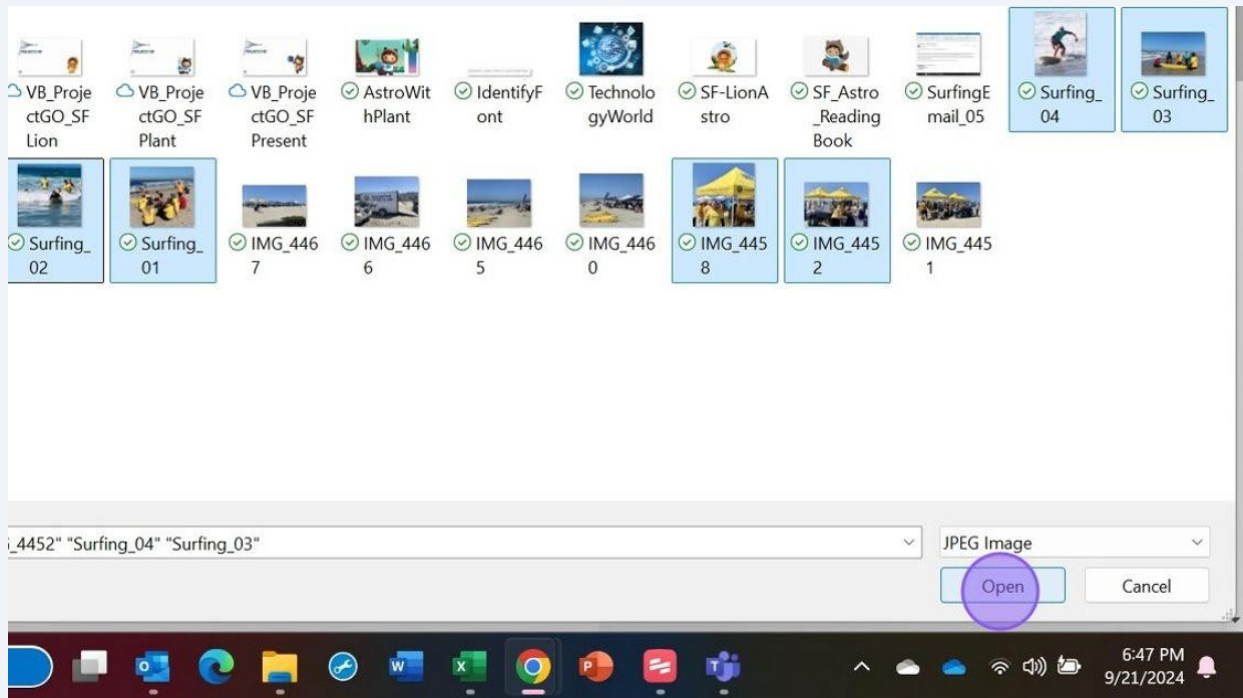
## 7 Accéder à l'emplacement de la ou des images à importer

The screenshot shows a file explorer interface. On the left, there is a sidebar with a list of folders and files. The 'es' folder is highlighted with a purple circle. The main area shows a list of files and folders, organized by date and time. The files are:

- Earlier this month
  - Wine Basket For Auction-005Ns000001kZgXIAU-ui44pftu (9/5/2024 11:1)
  - Wine Basket For Auction (9/5/2024 10:5)
- Last month
  - SuperBadgelImage (8/15/2024 1:5)
- Earlier this year
  - mindy (7/31/2024 10:)
  - 04-JUL-2024\_TechnologyDivisionOverview\_V(2) (1) (2) (7/24/2024 7:1)
  - 04-JUL-2024\_TechnologyDivisionOverview\_V(2) (1) (1) (7/24/2024 7:0)
  - 04-JUL-2024\_TechnologyDivisionOverview\_V(2) (1) (7/23/2024 2:0)
  - HQ Smaller (7/23/2024 11:)
  - LockScreen (7/23/2024 11:)
  - convention (5/28/2024 11:)
  - technology pictures (5/28/2024 10:)
  - Muhammad (5/28/2024 9:2)

8

Sélectionner la ou les images. Utiliser **ctl + clic** pour sélectionner plusieurs images. Cliquer sur « Ouvrir »



Attention ! Chaque image sélectionnée doit être inférieure à 3 Mo.

## 9 Les images sélectionnées s'affichent sous le bouton « Importer maintenant ».

Surfing

Sponsor ⓘ  
[Example Club For Training](#) ✎

Activity Level  
Lions Club

Status ⓘ  
Ready to Report

Start Date ⓘ  
7/4/2024 ✎

End Date ⓘ  
7/4/2024 ✎

✓ Required Metrics

People Served ⓘ  
150 ✎

Cause  
Vision ✎

Project Type  
Other ✎

Description ⓘ  
We partnered with another club and a local surfing based youth club to run an in water surfing event for visually impaired. Participants were age 6 to 72. ✎

Created By  
Example One, 9/21/2024, 6:38 PM

2 Upload the image(s) to the Image Gallery

Upload Now

1. Surfing\_03.jpg
2. Surfing\_02.jpg
3. Surfing\_01.jpg
4. IMG\_4460.jpg
5. IMG\_4458.jpg
6. IMG\_4452.jpg
7. IMG\_4451.jpg

## 10 Cliquer sur « Importer maintenant »

Service Project  ✎

Title ⓘ  
Example Club SA7 - Service Project ✎  
Surfing

Sponsor ⓘ  
[Example Club For Training](#) ✎

Activity Level  
Lions Club

Status ⓘ  
Ready to Report

Start Date ⓘ  
7/4/2024 ✎

End Date ⓘ  
7/4/2024 ✎

✓ Required Metrics

Cause  
Vision ✎

Project Type  
Other ✎

Description ⓘ  
We partnered with another club and a local surfing based youth club to run an in water surfing event for visually impaired. Participants were age 6 to 72. ✎

Created By  
Example One, 9/21/2024, 6:38 PM

↑ Select ...or drop image(s) here

2 Upload the image(s) to the Image Gallery

Upload Now

1. Surfing\_03.jpg
2. Surfing\_02.jpg
3. Surfing\_01.jpg
4. IMG\_4460.jpg
5. IMG\_4458.jpg
6. IMG\_4452.jpg
7. IMG\_4451.jpg

## 11 Cliquer sur « Aperçu de la photo »

tails Image Gallery

Information

Record Type  
Service Project

Title  
Example Club SA7 - Service Project Surfing

Sponsor  
Example Club For Training

Activity Level  
Lions Club

Status  
Ready to Report

Start Date  
7/1/2024

Report Complete

Cause  
Vision

Project Type  
Other

Description  
We partnered with another club and a local surfing based youth club to run an in water surfing event for visually impaired. Participants were age 6 to 72.

Created By

Image... Upload...

1 Select image(s) to upload

2 Upload the image(s) to the Image Gallery

Upload Now

## 12 Les vignettes des images sont maintenant visibles.

Surfing

Sponsor  
Example Club For Training

Activity Level  
Lions Club

Status  
Ready to Report

Start Date  
7/4/2024

End Date  
7/4/2024

Required Metrics

People Served  
150

Cause  
Vision

Project Type  
Other

Description  
We partnered with another club and a local surfing based youth club to run an in water surfing event for visually impaired. Participants were age 6 to 72.

Created By  
Example One, 9/21/2024, 6:38 PM










Image thumbnails showing a surfing event for visually impaired participants. The photos show people at a beach event under a yellow tent, with surfboards and people in the water.

### 13 Faire défiler pour afficher les vignettes.

Record Type Service Project	Report Complete <sup>i</sup> <input type="checkbox"/>	
Title <sup>i</sup> Example Club SA7 - Service Project Surfing	Cause Vision	
Sponsor <sup>i</sup> <a href="#">Example Club For Training</a>	Project Type Other	
Activity Level Lions Club	Description <sup>i</sup> We partnered with another club and a local surfing based youth club to run an in water surfing event for visually impaired. Participants were age 6 to 72.	
Status <sup>i</sup> Ready to Report	Created By  <a href="#">Example One</a> , 9/21/2024, 6:38 PM	
Start Date <sup>i</sup> 7/4/2024		
End Date <sup>i</sup> 7/4/2024		

### 14 Cliquer sur « Galerie photo »

Home   Membership ▾   Service ▾   Learn   More ▾

 Service Activity  
SA-05292423

Edit   Copy   Delete


Title: Example Club SA7 - Service Project Surfing   Sponsor: [Example Club For Training](#)   Status: Ready to Report

Details   **Image Gallery**

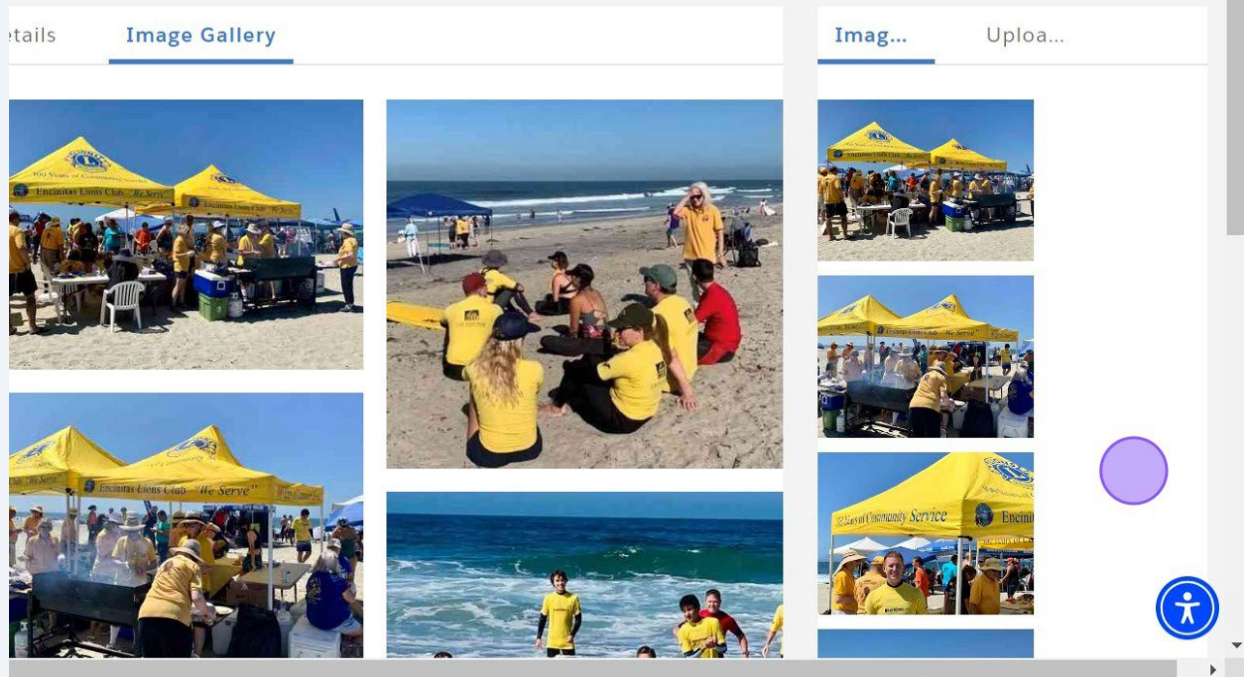
Imag...   Uploa...

Information

Record Type Service Project	Report Complete <sup>i</sup> <input type="checkbox"/>
Title <sup>i</sup> Example Club SA7 - Service Project Surfing	Cause Vision
Sponsor <sup>i</sup> <a href="#">Example Club For Training</a>	



**15** La galerie photo affiche les images en proportions.



**1** Cliquer sur une image pour ouvrir chaque image en mode plein écran. Utiliser les flèches avant et arrière pour parcourir les images.





**NOUVELLES FONCTIONNALITÉS !**  
Les images peuvent être téléchargées Les images peuvent être supprimées

**17**

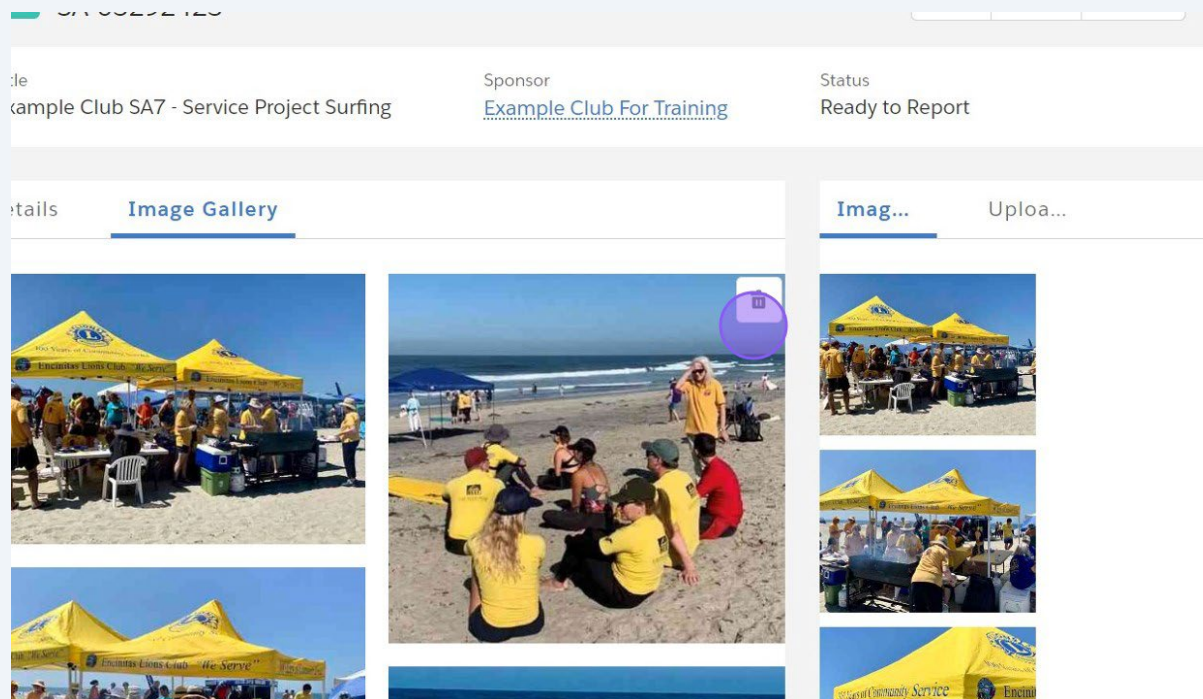
Cliquer sur l'icône « Télécharger » pour télécharger l'image sur votre appareil.



**18** Cliquer sur « Fermer » pour quitter la vue en carrousel.



**1** Pour supprimer une image, survoler l'image et cliquer sur l'icône « Corbeille ». Un message de confirmation « Supprimer l'image » s'affichera. Cliquer sur OK pour supprimer ou sur Annuler pour quitter sans supprimer.




**20** Cliquer sur « Détails » pour revenir aux informations des activités de service.

SA-05292423


Title Example Club SA7 - Service Project Surfing	Sponsor <a href="#">Example Club For Training</a>	Status Ready to Report
---	--	---------------------------

**Details** Image Gallery




Imag... Uploa...

**21** Cliquer sur le lien sous « Parrain » pour revenir à la page de détails du club.

 **Lion Portal** Search Search [bell icon] [user icon]

Home Membership ▾ Service ▾ Learn More ▾

 Service Activity  
SA-05292423 Edit Copy Delete

Title Example Club SA7 - Service Project Surfing	Sponsor <a href="#">Example Club For Training</a>	Status Ready to Report
---	--	---------------------------

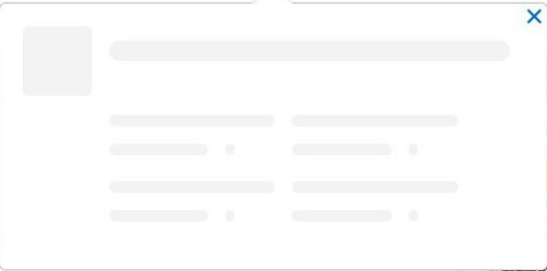
**Details** Image Gallery

Information

Record Type  
Service Project

Title ⓘ  
Example Club SA7 - Service Project ✎

g... Uploa...



**22** Cliquer sur « Accueil » pour revenir à la page d'accueil.

The screenshot shows the 'Lion Portal' interface. At the top, there is a search bar and navigation links for Home, Membership, Service, Learn, and More. Below the navigation is an account summary for 'Example Club For Training' with a '+ Follow' button. A table displays club details:

Lion ID	Type	Status	Billing Address	Active Member Count
200158	Lions Club	Active	124 Any Place Naperville, Illinois 60565 United States	56

Below the table are tabs for 'Club Details', 'Data Export', 'Club Statements', 'Club Service Activities', and 'More'. The 'Club Details' tab is active, showing fields for Account Name (Example Club For Training), Parent Account, Type (Lions Club), and Active Member Count. A 'Manage Club Members' button is visible on the right.

**2** Le guide rapide « Activités de service - téléchargement, affichage et gestion des images » est à présent terminé.

The screenshot shows the home page of the Lion Portal. The navigation bar at the top includes Home, Membership, Service, Learn, and More. A welcome message reads 'Welcome Example One!'. Below this are four main navigation buttons: 'MY MEMBERSHIP' (with a person icon), 'MY CLUB' (with a house and people icon), 'MY CA' (with a star and podium icon), and 'MY ASSOCIATION' (with the Lions Club logo). In the bottom right corner, there is a profile icon and a help icon.