

















IZALCO MAX 9.8



| | | | | | | | |
|------------------------|------------|------------|------------|------------|------------|------------|------------|
| WHEELSIZE | 28" | 28" | 28" | 28" | 28" | 28" | 28" |
| SIZE / CM | XXS/47 | XS/50 | S/52 | M/54 | L/56 | XL/58 | XXL/61 |
| ART NO. / White | D663012010 | D663012011 | D663012012 | D663012013 | D663012014 | D663012015 | D663012016 |

-  MAX technology carbon, disc, BB86, 142x12 mm thru axle, flat mount 160/140 mm, internal cable routing
-  MAX technology carbon, integrated cable routing, disc, 100x12 mm, flat mount
-  Shimano Ultegra R8150 Di2, 12-speed
-  Shimano Ultegra Di2 R8150, 12-speed
-  Shimano Ultegra FC-R8100, 12-speed
-  Shimano Ultegra Di2, RD-R8150, 12-speed
-  Shimano Ultegra CS-R8100, 12-speed
-  160 mm / 160 mm
-  DT Swiss ERC1600, carbon, 622-22, 12x100 mm / 12x142 mm, 45 mm height
-  Vittoria Corsa, Next TLR, 28-622, Folding
-  FOCUS C.I.S. 2.0 integrated, 31.8 mm, aluminium, with Garmin / Wahoo-Mount
-  Easton EC70 Aero, carbon, drop: 125 mm, reach: 80 mm
-  FOCUS Bartape SL
-  FOCUS Aero Carbon, D-shape, 350 mm, set-back: 15 mm
-  fi'zi:k Vento Argo R5
-  110