

Project	Quantity	Item #
Model Specified:		CSI Section 11400

"N-Width" Hinged Glass Door Pass-Thru Refrigerators/Self-Contained



Model Shown Two Section
(shown with optional casters and interior arrangements)



Two & Three Section Models, 32" Deep

2-Section Full Length Door Model	RHT232NPUT-FHG
2-Section Half Length Door Model	RHT232NPUT-HHG
3-Section Half Length Door Model	RHT332NPUT-FHG
3-Section Half Length Door Model	RHT332NPUT-HHG

2-Section Full Length Door Model	AHT232NPUT-FHG
2-Section Half Length Door Model	AHT232NPUT-HHG
3-Section Half Length Door Model	AHT332NPUT-FHG
3-Section Half Length Door Model	AHT332NPUT-HHG

These "N-Width" pass-thru refrigerator models are equipped with hinged glass doors in order to maximize product visibility. Each is supplied standard with such high quality features as balanced refrigeration systems, microprocessor controls, and stainless steel exteriors. Additionally, they offer the widest range of optional accessories to choose from, and can be specified for use with many different applications, including: Foodservice, Correctional, Institutional, Export, etc.

Standard Product Features

- Traulsen's Smart Control With LED Display
- StayClear™ Condenser
- R-Series: Stainless Steel Exterior & Interior
- A-Series: Stainless Steel Exterior/Anodized Aluminum Interior
- Balanced, Self-Contained Refrigeration System Using R-450A
- Rear Biased Return Air Duct
- Full or Half Length Hinged Glass Doors With Locks (full length doors n/a for three-section models)
- Self-Closing Doors With Stay Open Feature At 120°F
- Guaranteed For Life Cam-Lift Hinges
- Stainless Steel Vertical Door Handles
- Standard Door Hinging F & R: 232N = Left/Right, 332N = Left/Right/Right (other hinging available)
- LED Lights With Exterior Switch
- Stainless Steel Breaker Caps
- Three Adjustable Wire Shelves Per Section, Supported On Shelf Pins (installed at the factory)
- Automatic Non-Electric Condensate Evaporator
- Magnetic Snap-In EZ-Clean Door Gasket(s)
- Controllable Anti-Condensate Door Perimeter Heaters
- Thermostatic Expansion Valve Metering Device
- Stainless Steel One-Piece Louver Assembly
- 9' Cord & Plug Attached
- Set of Four (4) 6" High Adjustable Stainless Steel Legs
- Three Year Parts And Labor Warranty
- Five Year Compressor Warranty

Options & Accessories

- Re-Hinging Feature For Door(s)
- No. 1 Type Tray Slides To Accommodate either (1) 18" x 26" or (2) 14" x 18" Sheet Pans, Adjustable To 2" O.C.
- No. 4 Type Tray Slides To Accommodate (1) 18" x 26" Sheet Pans (chrome rod type, equips 1/2 section)
- Universal Type Tray Slides To Accommodate Either (1) 18" x 26" or (2) 14" x 18" Sheet Pans, or (2) 12" x 20" Steam Table Pans, Adjustable To 4" O.C. (see notes below)
- Additional Wire Shelves
- EZ-Change Interiors (#1, universals, universal heavy duty tray slides and shelves)
- Export 220/50/1 Voltage
- 208/115/60/1 Voltage In Lieu Of Standard 115/60/1
- Stainless Steel Shelves
- Kool Klad Exterior Laminate Decor
- Set of Four (4) 6" High Casters In Lieu of Legs
- Set of Four (4) 4-5/8" High Casters In Lieu of Legs
- 4-1/2" High Stainless Steel Base In Lieu of Legs
- 6" High Stainless Steel Kickplate (for use with standard legs)
- Remote Applications (see spec sheet TR35837 for more details)



Listed by Underwriters Laboratories Inc., to U.S. and Canadian safety standards and Listed by NSF International.

Approval: _____



TRAUlsen
4401 BLUE MOUND RD.
PHONE 1 (800) 825-8220
Website: www.traulsen.com

FT. WORTH, TX 76106
FAX-MKTG. 1 (817) 624-4302

Project	Quantity	Item #
Model Specified:		CSI Section 11400

Specifications

Construction, Hardware and Insulation

Cabinet exterior front, one piece sides and louver assembly are constructed of 20 gauge stainless steel with #4 finish. Cabinet interior is constructed of stainless steel (anodized aluminum in the A-Series). The exterior cabinet top and bottom are constructed of heavy gauge galvanized steel. A set of four (4) adjustable 6" high stainless steel legs are included.

Doors are equipped with removable plug cylinder locks and guaranteed for life cam-lift, gravity action, self-closing metal, glide hinges with stay open feature at 120°F. An external switch is provided to activate the interior LED lighting.

Gasket profile and Santoprene® material simplify cleaning and increase overall gasket life. Anti-condensate heaters are located behind each door opening.


The cabinet is insulated with an average of 2" thick high density, non-CFC, foamed in place polyurethane.

DIMENSIONAL DATA	R/AHT232NPUT	R/AHT332NPUT
Net capacity cu. ft.	48.3 (1368 cu l)	73.1 (2071 cu l)
Length - overall in.	52 $\frac{1}{8}$ " (132.4 cm)	76 $\frac{3}{16}$ " (193.8 cm)
Depth - overall in.	37 $\frac{15}{16}$ " (96.4 cm)	37 $\frac{15}{16}$ " (96.4 cm)
Depth - over body in.	32 (81.3 cm)	32 (81.3 cm)
Depth - door open 90° in.	83 $\frac{3}{8}$ " (211.8 cm)	83 $\frac{3}{8}$ " (211.8 cm)
Clear door width in.	21 $\frac{1}{2}$ " (53.6 cm)	21 $\frac{1}{2}$ " (53.6 cm)
Clear half-door height in.	27 $\frac{1}{2}$ " (69.9 cm)	27 $\frac{1}{2}$ " (69.9 cm)
Clear full-door height in.	57 $\frac{3}{8}$ " (146.3 cm)	n/a
Height - overall on 6" legs ⁵	83 $\frac{1}{4}$ " (211.5 cm)	83 $\frac{1}{4}$ " (211.5 cm)
No. Standard Shelves	6	9
Shelf area sq. ft. ¹	34.6 (3.21 sq m)	51.9 (4.82 sq m)
RHT Net Wt. lbs.	640 (290 kg)	890 (404 kg)
AHT Net Wt. lbs.	565 (256 kg)	790 (358 kg)
ELECTRICAL DATA		
Voltage	115/60/1	115/60/1
Feed wires with Ground	3	3
Full load amperes ²	11.0	11.9
REFRIGERATION DATA		
Refrigerant	R-450A	R-450A
Refrigerant Charge Amount	27	30
BTU/HR H.P. ³	4200 ($\frac{1}{2}$ HP)	5120 ($\frac{3}{4}$ HP)

NOTES

NOTE: Figures in parentheses reflect metric equivalents.

- Area of standard shelf compliment only, does not include storage area of additional shelves or available on cabinet bottom.
- Amp figure shown as supplied with standard LED lighting.
- Based on a 90°F ambient and 20°F evaporator.
- For approximate remote weights deduct 40 lbs. from respective net or gross weight. For other information on remote models, please refer to spec sheet TR35837.
- 12" Top clearance preferred for optimum performance and service access.

 1 Section Models Equipped With One NEMA 5-15 P Plug

 2 & 3 Section Models Equipped With One NEMA 5-20P Plug

NOTE: Full load amps and plug style may vary depending on electrical options chosen and condensing unit employed.

Refrigeration System

A top mounted, self-contained, balanced refrigeration system using environmentally friendly, non-flammable R-450A refrigerant is conveniently located behind the one piece louver assembly. It features a finless StayClear™ condenser, thermostatic expansion valve, air-cooled hermetic compressor, plenum effect blower coil, large, high humidity evaporator coil located outside the food zone and a top mounted non-electric condensate evaporator. Biased return air duct protects against introduction of warm kitchen air, promoting even temperature maintenance and efficient operation. A 9' cord and plug is provided. Standard operating temperature is 34 to 38°F.

Controller

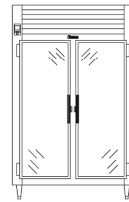
Traulsen's Smart Control features advanced control algorithms and sophisticated diagnostic capabilities. Smart sensors will adapt the operation of the refrigeration system to a variety of environments and usage patterns. The Smart Control offers a complete set of visual alarms designed to alert the user to critical events. In the event of an alarm, a dedicated Alarm LED will illuminate, informing the user of the critical event and describing the event in the large, easy to read full text display.

Interior

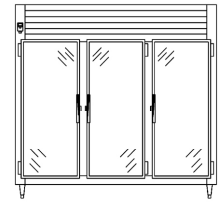
Standard interior arrangements include three (3) coated wire shelves per section, mounted on shelf pins. Shelves are full-width, and do not have any large gaps between them requiring the use of "bridge" or "junior shelves". Recommended load limit per shelf should not exceed 225 lbs. Optional tray slides may be purchased in combination with, or in lieu of these. Interior arrangements are installed at the factory and EZ-Change interior slides (only) are field installed.

Warranties

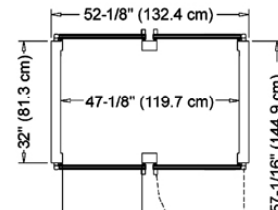
Both a three year parts and labor warranty and a five year compressor warranty (self-contained models only) are provided standard.



Elevation - R/AHT232NPUT

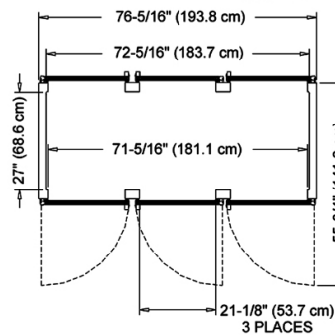


Elevation - R/AHT332NPUT

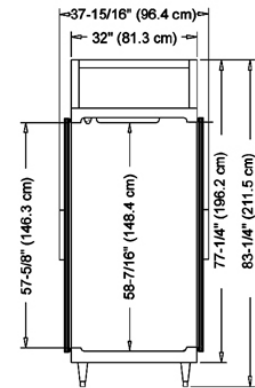


Plan - R/AHT232NPUT

21-1/8" (53.7 cm)
2 PLCS. TYP.



Plan - R/AHT332NPUT



Section - All Models

NOTE: When ordering please specify: Voltage, Hinging, Door Size, Options and any additional warranties.

Continued product development may necessitate specification changes without notice.

Part No. TR35834 (REV. 01-21-19)

TRAUlsen
4401 BLUE MOUND RD.
PHONE 1 (800) 825-8220
Website: www.traulsen.com

FT. WORTH, TX 76106
FAX-MKTG. 1 (817) 624-4302

