

Serviceaktiviteter - Ladda upp, visa och hantera bilder

Denna vägledning ger en omfattande översikt över hur man laddar upp, hanterar, visar, laddar ner och raderar bilder till serviceaktiviteter i Lion Portal. Med nya funktioner som gör det möjligt att ladda upp flera bilder och enkelt navigera genom ett bildgalleri kan användarna förbättra sin upplevelse och effektivisera sin hantering av bilder. Den är en viktig resurs för alla som vill optimera sin användning av portalen och se till att deras serviceaktiviteter dokumenteras visuellt. Genom att följa denna vägledning kommer användarna att spara tid och förbättra sitt engagemang i klubbens aktiviteter.



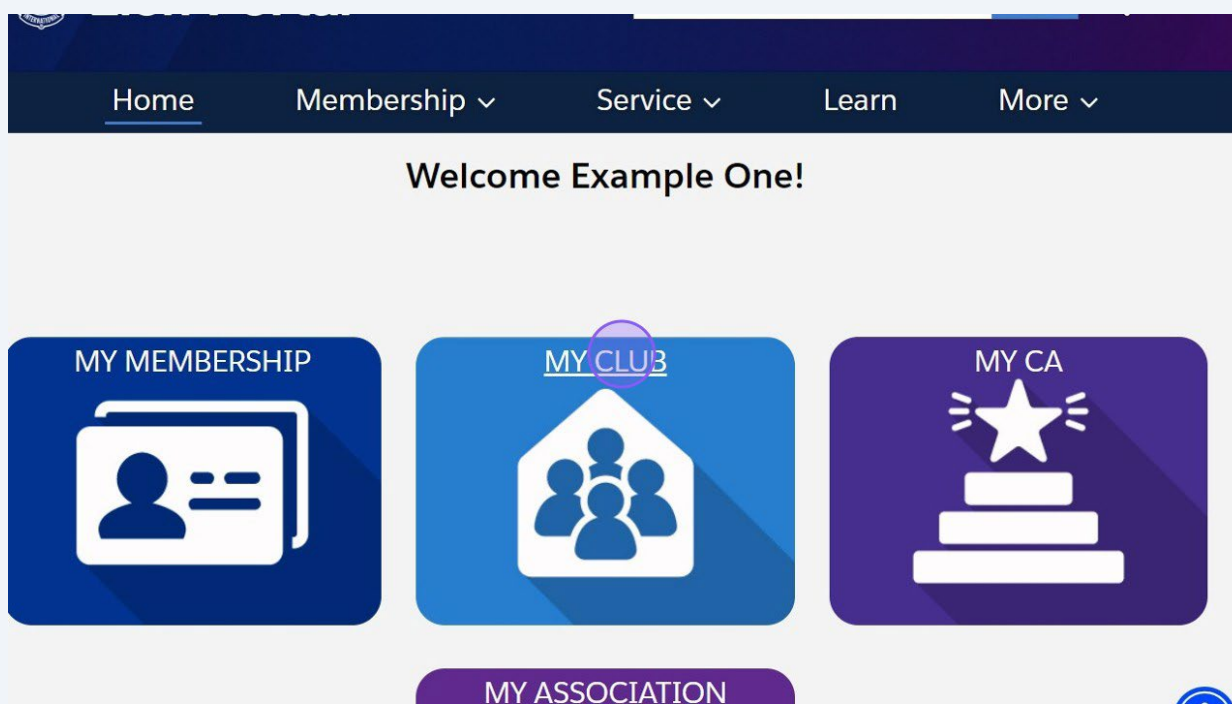
Tips! I denna snabbvägledning beskrivs hur du laddar upp, hanterar, visar, laddar ner och tar bort bilder på serviceaktiviteter.

1

Logga in på Lion Portal lionportal.org

2

Klicka på "MIN KLUBB".



3 Klicka på fliken "Klubbens serviceaktiviteter".

Account
Example Club For Training + Follow

| | | | | |
|-------------------|--------------------|------------------|---|---------------------------|
| Lion ID 200158 | Type Lions Club | Status Active | Billing Address 124 Any Place Naperville, Illinois 60565 United States | Active Member Count 56 |
|-------------------|--------------------|------------------|---|---------------------------|

Club Details Data Export Club Statements **Club Service Activities** More

| | |
|--|------------------------------|
| Account Name Example Club For Training | Type ⓘ Lions Club |
| Parent Account ⓘ District 1 J | Active Member Count 56 |
| Region or Zone ⓘ SE Zone 1 | Club Specialty ⓘ Cultural |
| Lion ID ⓘ 200158 | Club Sub-Specialty ⓘ |
| Youth Programs ⓘ | Specialty Description ⓘ |

Member ... Club Acti...

- Manage Club Members
- Manage Club Officers
- Manage Cub Club

4 Bläddra till aktiviteten och klicka på länken för att öppna den.

Service Activities (8) Settings Refresh
8 items · Updated a few seconds ago

| | End Date | Title | Service Acti... | Start Date | Re |
|---|-----------|------------------|-----------------------------|------------|-------------------------------------|
| 1 | 7/5/2024 | Example Club ... | SA-05292416 | 7/5/2024 | <input checked="" type="checkbox"/> |
| 2 | 8/5/2024 | Example Club ... | SA-05292417 | 8/5/2024 | <input checked="" type="checkbox"/> |
| 3 | 9/15/2024 | Example Club ... | SA-05292418 | 9/15/2024 | <input checked="" type="checkbox"/> |
| 4 | 9/17/2024 | Example Club ... | SA-05292419 | 9/17/2024 | <input checked="" type="checkbox"/> |
| 5 | 9/11/2024 | Example Club ... | SA-05292420 | 9/11/2024 | <input checked="" type="checkbox"/> |
| 6 | | Example Club ... | SA-05292421 | 9/1/2024 | <input type="checkbox"/> |
| 7 | 9/2/2024 | Example Club ... | SA-05292422 | 9/2/2024 | <input checked="" type="checkbox"/> |
| 8 | 7/4/2024 | Example Club ... | SA-05292423 | 7/4/2024 | <input type="checkbox"/> |

View All

- Manage Club Members
- Manage Club Officers
- Manage Cub Club Leader
- Manage Delegates
- View Delegates
- View Club Officers

5 Klicka på "Ladda upp bilder".

The screenshot shows a web application interface for a service activity. At the top, there is a navigation bar with links for Home, Membership, Service, Learn, and More. Below the navigation bar, the page title is "Service Activity SA-05292423". There are three buttons: Edit, Copy, and Delete. The main content area is divided into two sections. The left section is titled "Details" and "Image Gallery". It contains an "Information" section with the following fields: Record Type (Service Project), Title (Example Club SA7 - Service Project Surfing), Sponsor (Example Club For Training), and Cause (Vision). The right section is titled "Image Gallery" and contains a tab labeled "Upload Images" which is highlighted with a purple circle. Below the tab, there is a message: "Use the Upload Images tab to begin uploading images." At the bottom right of the page, there is a blue circular icon with a person silhouette.



NY FUNKTION!

Flera bilder kan väljas och laddas upp när du har valt bilderna.

Detta är en process i två steg:

1. Välj bilderna
2. Ladda upp bilderna

6 Klicka på "Välj" eller dra och släpp bilder från din enhet.

Example Club SA7 - Service Project Surfing [Example Club For Training](#) Ready to Report

Details Image Gallery

Information

Record Type
Service Project

Title ⓘ
Example Club SA7 - Service Project Surfing

Sponsor ⓘ
[Example Club For Training](#)

Activity Level
Lions Club

Status ⓘ
Ready to Report

Report Complete ⓘ

Cause
Vision

Project Type
Other

Description ⓘ
We partnered with another club and a local surfing based youth club to run an in water surfing event for visually impaired.

Image... **Uploa...**

1 Select image(s) to upload

2 Upload the image(s) to the Image Gallery

Upload Now

7 Navigera till platsen för den eller de bilder som ska laddas upp.

2024-CertifiedListsConventionsDuringOutage

Documents

Top

Documents

Portal ScribeHow Files

Soft Teams Chat Files

es

dings

Force Contract Copies

Show Quick Guides

Data Load Files

Lead Related

ation 29-MAR-2024

Earlier this month

- Wine Basket For Auction-005Ns000001kZgXIAU-ui44pftu 9/5/2024 11:1
- Wine Basket For Auction 9/5/2024 10:5

Last month

- SuperBadgelImage 8/15/2024 1:5

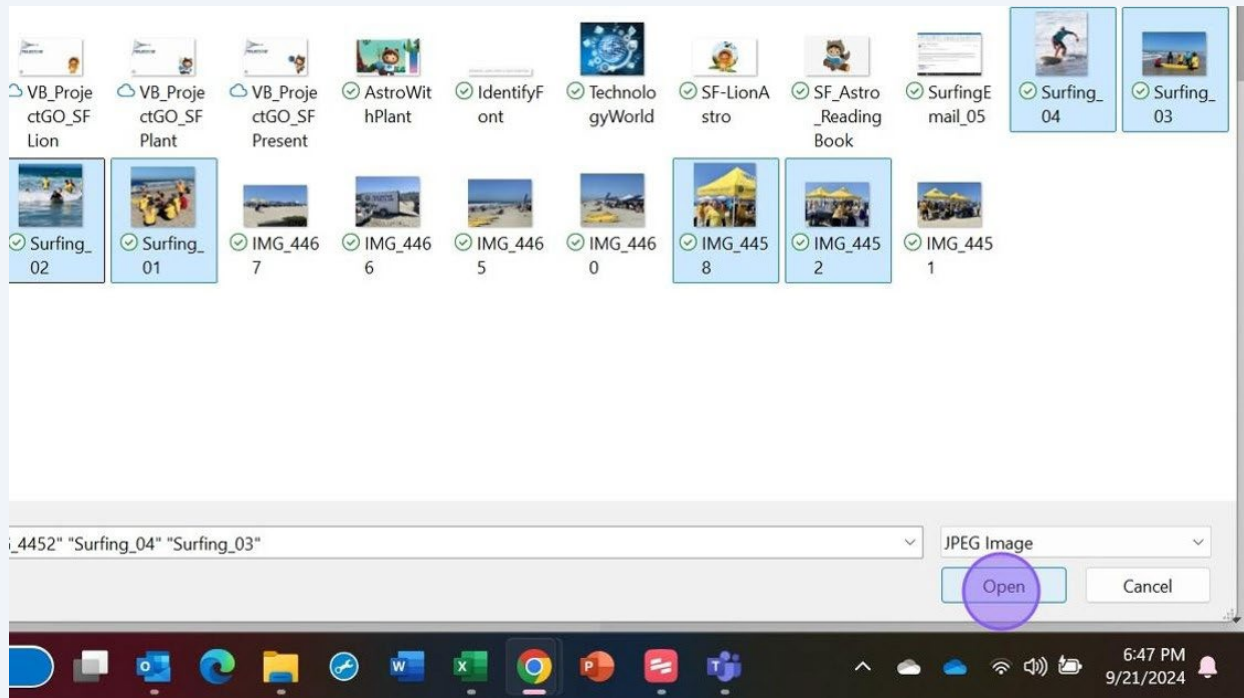
Earlier this year

- mindy 7/31/2024 10:
- 04-JUL-2024_TechnologyDivisionOverview_V(2) (1) (2) 7/24/2024 7:1
- 04-JUL-2024_TechnologyDivisionOverview_V(2) (1) (1) 7/24/2024 7:0
- 04-JUL-2024_TechnologyDivisionOverview_V(2) (1) 7/23/2024 2:0
- HQ Smaller 7/23/2024 11:
- LockScreen 7/23/2024 11:
- convention 5/28/2024 11:
- technology pictures 5/28/2024 10:
- Muhammad 5/28/2024 9:2

File name

8

Välj bild(er). Använd ctrl + klicka för att välja flera bilder. Klicka på "Öppna" för att återgå till uppladdningsidan.



Observera! Varje vald bild måste vara mindre än 3 MB.

9 De valda bilderna visas under knappen "Ladda upp nu".

Surfing

Sponsor ⓘ
[Example Club For Training](#) ✎

Activity Level
Lions Club

Status ⓘ
Ready to Report

Start Date ⓘ
7/4/2024 ✎

End Date ⓘ
7/4/2024 ✎

✓ Required Metrics

People Served ⓘ
150 ✎

Cause
Vision ✎

Project Type
Other ✎

Description ⓘ
We partnered with another club and a local surfing based youth club to run an in water surfing event for visually impaired. Participants were age 6 to 72. ✎

Created By
Example One, 9/21/2024, 6:38 PM

2 Upload the image(s) to the Image Gallery

Upload Now

1. Surfing_03.jpg
2. Surfing_02.jpg
3. Surfing_01.jpg
4. IMG_4460.jpg
5. IMG_4458.jpg
6. IMG_4452.jpg
7. IMG_4451.jpg

10 Klicka på "Ladda upp nu".

Service Project

Title ⓘ
Example Club SA7 - Service Project ✎
Surfing

Sponsor ⓘ
[Example Club For Training](#) ✎

Activity Level
Lions Club

Status ⓘ
Ready to Report

Start Date ⓘ
7/4/2024 ✎

End Date ⓘ
7/4/2024 ✎

✓ Required Metrics

Cause
Vision ✎

Project Type
Other ✎

Description ⓘ
We partnered with another club and a local surfing based youth club to run an in water surfing event for visually impaired. Participants were age 6 to 72. ✎

Created By
Example One, 9/21/2024, 6:38 PM

Select ...or drop image(s) here

2 Upload the image(s) to the Image Gallery

Upload Now

1. Surfing_03.jpg
2. Surfing_02.jpg
3. Surfing_01.jpg
4. IMG_4460.jpg
5. IMG_4458.jpg
6. IMG_4452.jpg
7. IMG_4451.jpg

11 Klicka på "Förhandsgranskning".

tails Image Gallery

Information

| | | | |
|----------------|--|-----------------|--|
| Record Type | Service Project | Report Complete | <input type="checkbox"/> |
| Title | Example Club SA7 - Service Project Surfing | Cause | Vision |
| Sponsor | Example Club For Training | Project Type | Other |
| Activity Level | Lions Club | Description | We partnered with another club and a local surfing based youth club to run an in water surfing event for visually impaired. Participants were age 6 to 72. |
| Status | Ready to Report | Created By | |
| Start Date | 7/1/2024 | | |

Image... Uploa...

1 Select image(s) to upload

2 Upload the image(s) to the Image Gallery

Upload Now

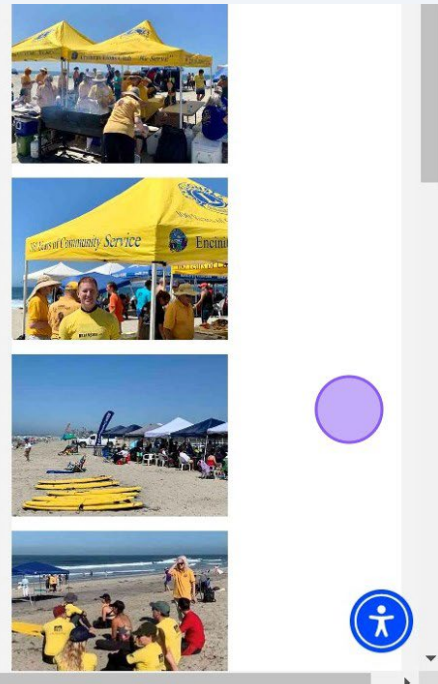
12 Miniaturbilder av bilderna är nu synliga.

Surfing





| | | | |
|----------------|---------------------------|--------------|--|
| Sponsor | Example Club For Training | Cause | Vision |
| Activity Level | Lions Club | Project Type | Other |
| Status | Ready to Report | Description | We partnered with another club and a local surfing based youth club to run an in water surfing event for visually impaired. Participants were age 6 to 72. |
| Start Date | 7/4/2024 | Created By | Example One, 9/21/2024, 6:38 PM |
| End Date | 7/4/2024 | | |

Required Metrics

| | |
|---------------|-----|
| People Served | 150 |
|---------------|-----|




13 Bläddra för att visa bildens miniatyurer.

| | | |
|---|--|--|
| Record Type Service Project | Report Complete ⁱ <input type="checkbox"/> |  |
| Title ⁱ Example Club SA7 - Service Project Surfing | Cause Vision |  |
| Sponsor ⁱ Example Club For Training | Project Type Other |  |
| Activity Level Lions Club | Description ⁱ We partnered with another club and a local surfing based youth club to run an in water surfing event for visually impaired. Participants were age 6 to 72. |  |
| Status ⁱ Ready to Report | Created By Example One , 9/21/2024, 6:38 PM | |
| Start Date ⁱ 7/4/2024 | | |
| End Date ⁱ 7/4/2024 | | |

14 Klicka på "Bildgalleri".



Home Membership ▾ Service ▾ Learn More ▾

 Service Activity SA-05292423 Edit Copy Delete


Title: Example Club SA7 - Service Project Surfing Sponsor: [Example Club For Training](#) Status: Ready to Report

Details **Image Gallery** **Imag...** **Uploa...**

Information

| | | |
|---|--|---|
| Record Type Service Project | Report Complete ⁱ <input type="checkbox"/> |  |
| Title ⁱ Example Club SA7 - Service Project Surfing | Cause Vision |  |
| Sponsor ⁱ Example Club For Training | | |

15 I "Bildgalleri" visas bilder med bildförhållande.



16 Klicka på en bild för att öppna varje bild och kunna bläddra bland bilderna. Använd pilen framåt respektive bakåt för att gå igenom bilderna.





NY FUNKTION!
Bilder kan laddas ner. Bilder kan raderas.

17

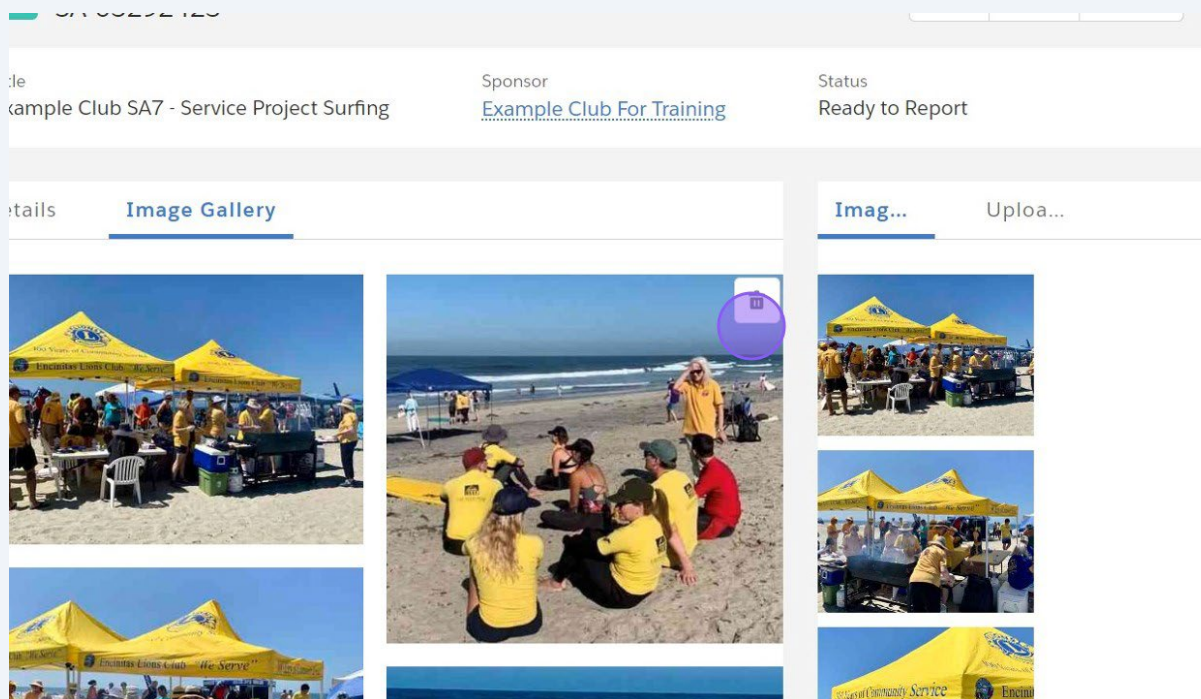
Klicka på ikonen "Ladda ner" för att ladda ner bilden till din enhet.



18 Klicka på ikonen "Stäng" för att lämna vyn.



19 För att ta bort en bild håller du muspekaren över bilden och klickar på ikonen "Papperskorg". Ett bekräftelsemeddelande för "Radera bild" visas. Klicka på "OK" för att radera eller "Avbryt" för att avsluta utan att radera.




20 Klicka på "Detaljer" för att återgå till detaljerna om serviceaktiviteter.

SA-05292423


| | | |
|---|--|---------------------------|
| Title Example Club SA7 - Service Project Surfing | Sponsor Example Club For Training | Status Ready to Report |
|---|--|---------------------------|

Details Image Gallery




Imag... Uploa...

21 Klicka på länken under "Sponsor" för att komma tillbaka till sidan med klubbens detaljer.

 **Lion Portal** Search Search [bell icon] [user icon]

Home Membership ▾ Service ▾ Learn More ▾

 Service Activity
SA-05292423 Edit Copy Delete

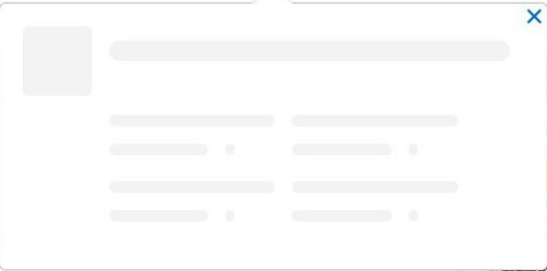
| | | |
|---|--|---------------------------|
| Title Example Club SA7 - Service Project Surfing | Sponsor Example Club For Training | Status Ready to Report |
|---|--|---------------------------|

Details Image Gallery

Information

Record Type
Service Project

Title ⓘ
Example Club SA7 - Service Project ✎



22 Klicka på "Hem" för att återgå till startsidan.

The screenshot shows the 'Lion Portal' interface. At the top, there is a search bar and navigation links for Home, Membership, Service, Learn, and More. Below the navigation is an account summary for 'Example Club For Training' with a '+ Follow' button. A table displays club details:

| Lion ID | Type | Status | Billing Address | Active Member Count |
|---------|------------|--------|--|---------------------|
| 200158 | Lions Club | Active | 124 Any Place Naperville, Illinois 60565 United States | 56 |

Below the table are tabs for 'Club Details', 'Data Export', 'Club Statements', 'Club Service Activities', and 'More'. The 'Club Details' tab is active, showing fields for Account Name (Example Club For Training), Parent Account, Type (Lions Club), and Active Member Count. A 'Manage Club Members' button is visible on the right.

23 Detta avslutar snabbvägledningen "Serviceaktiviteter - Ladda upp, visa och hantera bilder".

The screenshot shows the 'Lion Portal' home page. The navigation bar includes Home, Membership, Service, Learn, and More. The main content area features a 'Welcome Example One!' message and four large buttons: 'MY MEMBERSHIP', 'MY CLUB', 'MY CA', and 'MY ASSOCIATION'. The 'MY ASSOCIATION' button includes the Lions Club logo. In the bottom right corner, there are two circular icons: a purple one and a blue one with a person icon.