

Klubin toiminnot - Luo liitännäisklubi Lion Portal

Tämä opas on tärkeä jokaiselle, joka haluaa perustaa liitännäisklubin Lion Portalissa. Opas sisältää toimitavaiheet, joiden avulla varmistat, että vaaditut asiat tulevat tehdyksi. Se esittelee menettelyssä vaaditut roolit, kuten liitännäisklubin ja klubin virkailijat, samalla ohjaten käyttäjän hakemuksen lähettämisen hyväksyntään asti. Lisäksi opas kertoo, miten hallita ja katsella liitännäisklubia sen jälkeen, kun se on luotu, eli kyseessä on hyvä resurssi tehokkaaseen klubin perustamiseen. Seuraamalla tätä opasta käyttäjät voivat navigoida liitännäisklubin luomisen ja hallinnan toiminnoissa, mikä parantaa klubin saavuttavuutta ja vaikutusta.

1 Kirjautu Lion Portaliin lionportal.org

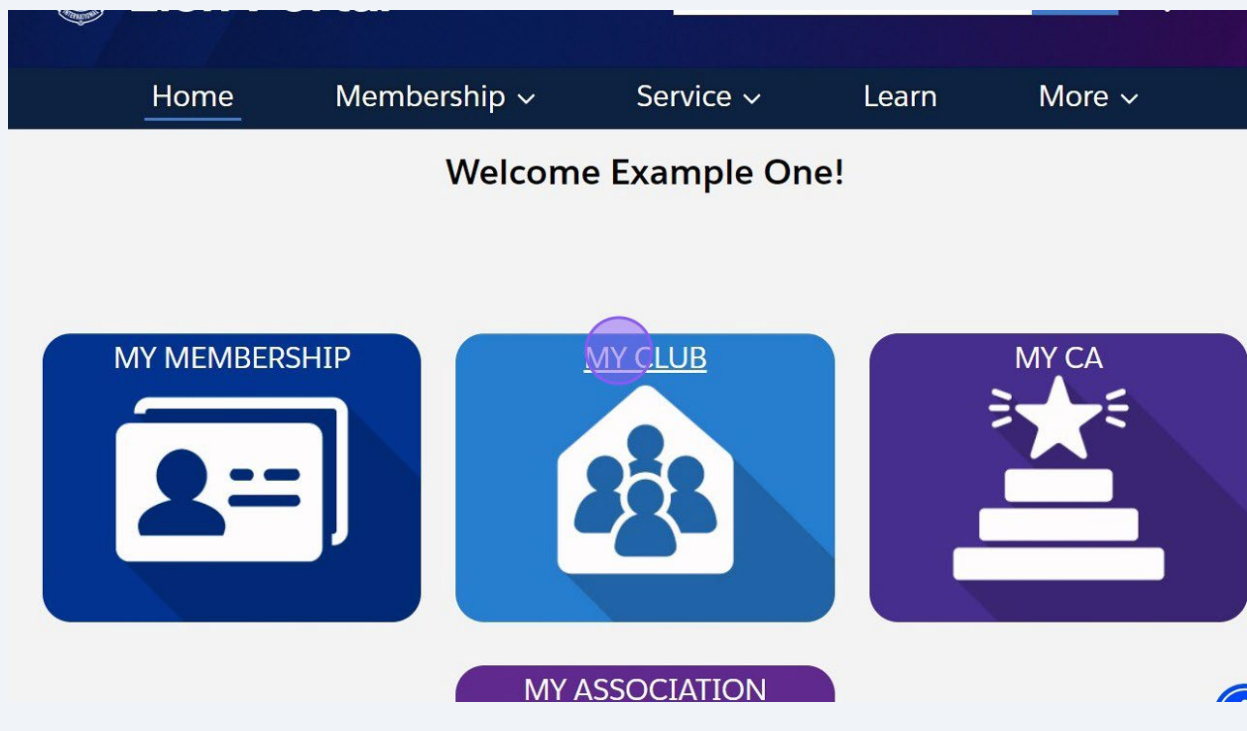


Vinkki! Tämä opas vie sinut liitännäisklubin perustamisen vaiheiden läpi. Liitännäisklubin perustamiseksi tarvitaan:

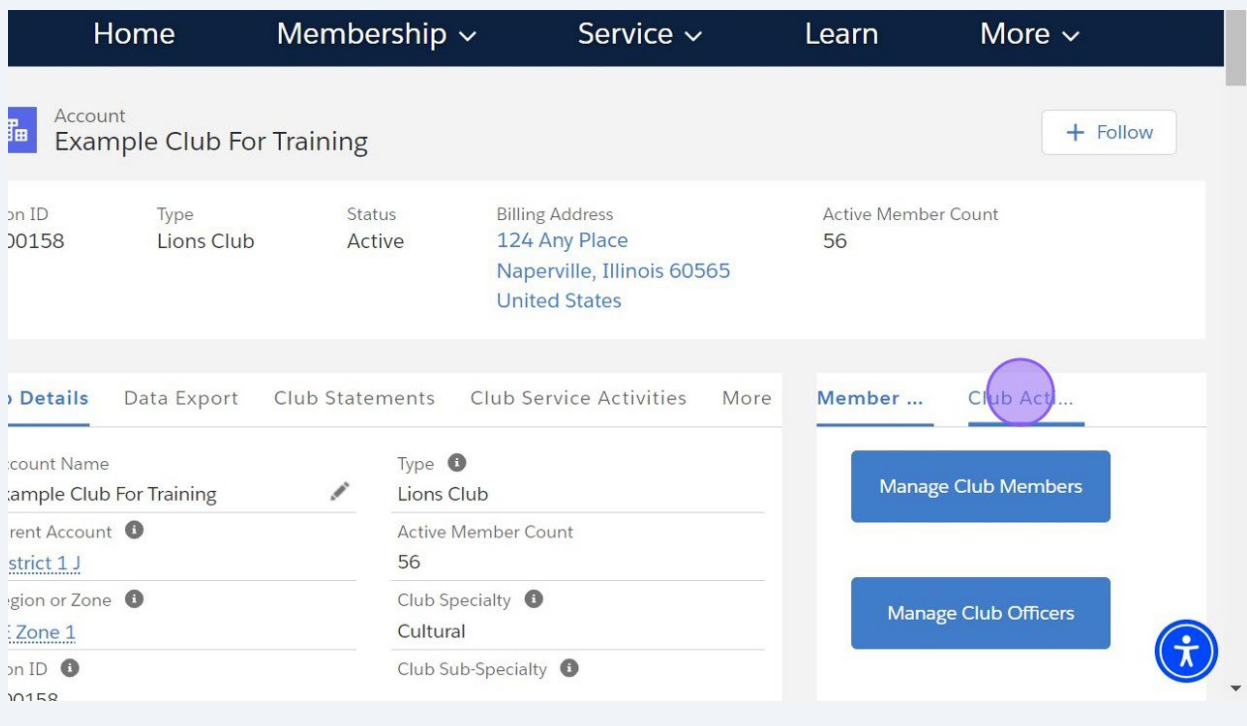
- Vähintään viisi (5) jäsentä.
- Liitännäisen yhteyshenkilö, joka ei ole liitännäisklubin jäsen
- Liitännäisklubin virkailijat presidentti, sihteeri ja rahastonhoitaja tulee olla nimettynä liitännäiselle

Kun LCI on hyväksynyt liitännäisklubin, sen status muuttuu "Odottaa" -tilasta "Aktiivinen" -tilaan.

2 Klikkaa "MINUN KLUBINI"



3 Klikkaa "Klubin toiminnot"



Luo liitännäisklubi

4 Klikkaa "Luo liitännäisklubi"

Account Name Example Club For Training	Type Lions Club	Get Membership Cards
Parent Account District 1 J	Active Member Count 56	Get Delegate Confirmation Letter
Region or Zone SE Zone 1	Club Specialty Cultural	View Reports
Lion ID 200158	Club Sub-Specialty	Create Club Branch
Youth Programs	Specialty Description Arts and Entertainment	Create New Application
Club Details	Charter Established Date 7/1/2010	Edit Club Details
Description	Website	
Address		
Shipping Address		

5 Lisää liitännäisklubin tiedot. Punaisella "*" -symbolilla merkityt kentät ovat pakollisia.

United States

Club Details Data Export

Account Name
Example Club For Training

Parent Account
District 1 J

Region or Zone
SE Zone 1

Lion ID
200158

Youth Programs

Club Details

Description

Create Club Branch

Please enter New Club Branch Details.

* Branch Name

Branch Specialty
-- none selected --

Club Branch Meeting Information (Optional)

Meeting Street

Meeting City

Meeting Zip Code

Meeting State/Prov

Meeting Country

Meeting Place

Meeting Week of the Month

Meeting Local Place

6 Jatka rullaamista lomakkeen läpi, lisäten tietoja.

Create Club Branch

Please enter New Club Branch Details.

* Branch Name: Example Club Branch

Branch Specialty: Life-Stage/Experience

Branch Sub-Specialty: -- none selected --

Club Branch Meeting Information (Optional)

Meeting Street: [Empty]

Meeting City: [Empty]

Meeting Zip Code: [Empty]

Meeting State/Prov: [Empty]

Meeting Country: [Empty]

Meeting Place: [Empty]

Buttons: Membership Cards, Get Delegate, Confirmation Letter, View Reports, Create Club Branch, Create New Application

7 Kun kaikki tiedot on lisätty, klikkaa "Seuraava" jatkaaksesi eteenpäin.

Meeting Country: [Empty]

Meeting Place: Community House

Meeting Local Place: [Empty]

Meeting Day: Tuesday

Meeting Time: 11:30

Meeting Week of the Month: Second

Online Meeting

Buttons: Membership Cards, Get Delegate, Confirmation Letter, View Reports, Create Club Branch, Create New Application, Edit Club Details



Vinkki! Virkailijat ja yhteyshenkilö lisätään tässä vaiheessa. Jäsenlista ilmestyy jokaisen viran kohdalla. Valitse jäsen listasta klikkaamalla nimeä.

8

Valitse yhteyshenkilö

United States

Create Club Branch

Assign a Branch Liaison Officer to the Primary Club

* Branch Liaison
Example Eight

Assign Club Branch Officers

* Branch President
--None--

* Branch Secretary
--None--

* Branch Treasurer
--None--

Details Data Export

Club Name
Example Club For Training

Parent Account
District 1 J

Region or Zone
Zone 1

Club ID
00158

Club Details
Description

Membership Cards

Get Delegate

Confirmation Letter

View Reports

Create Club Branch

9 Valitse presidentti

Details Data Export

Account Name
Sample Club For Training

Parent Account ⓘ
District 1 J

Region or Zone ⓘ
Zone 1

Club ID ⓘ
00158

Youth Programs ⓘ

Club Details

Description

Address

Create Club Branch

Assign a Branch Liaison Officer to the Primary Club

* Branch Liaison
Example Eight

Assign Club Branch Officers

* Branch President
Example Forty-Four

* Branch Secretary
--None--

* Branch Treasurer
--None--

Membership Cards

Get Delegate

Confirmation Letter

View Reports

Create Club Branch

Create New Application

10 Valitse sihteeri

Account Name
Sample Club For Training

Parent Account ⓘ
District 1 J

Region or Zone ⓘ
Zone 1

Club ID ⓘ
00158

Youth Programs ⓘ

Club Details

Description

Address

Billing Address

Create Club Branch

Assign a Branch Liaison Officer to the Primary Club

* Branch Liaison
Example Eight

Assign Club Branch Officers

* Branch President
Example Forty-Four

* Branch Secretary
Example Forty-Five

* Branch Treasurer
--None--

Membership Cards

Get Delegate

Confirmation Letter

View Reports

Create Club Branch

Create New Application

Edit Club Details

11 Valitse rahastonhoitaja

Account Name
Example Club For Training

Parent Account ⓘ
District 1 J

Region or Zone ⓘ
SE Zone 1

Lion ID ⓘ
200158

Youth Programs ⓘ

✓ Club Details

Description

✓ Address

Billing Address

* Branch Liaison
Example Eight

Assign Club Branch Officers

* Branch President
Example Forty-Four

* Branch Secretary
Example Forty-Five

* Branch Treasurer
Example Forty-Six

Previous Continue

Membership Cards

Get Delegate

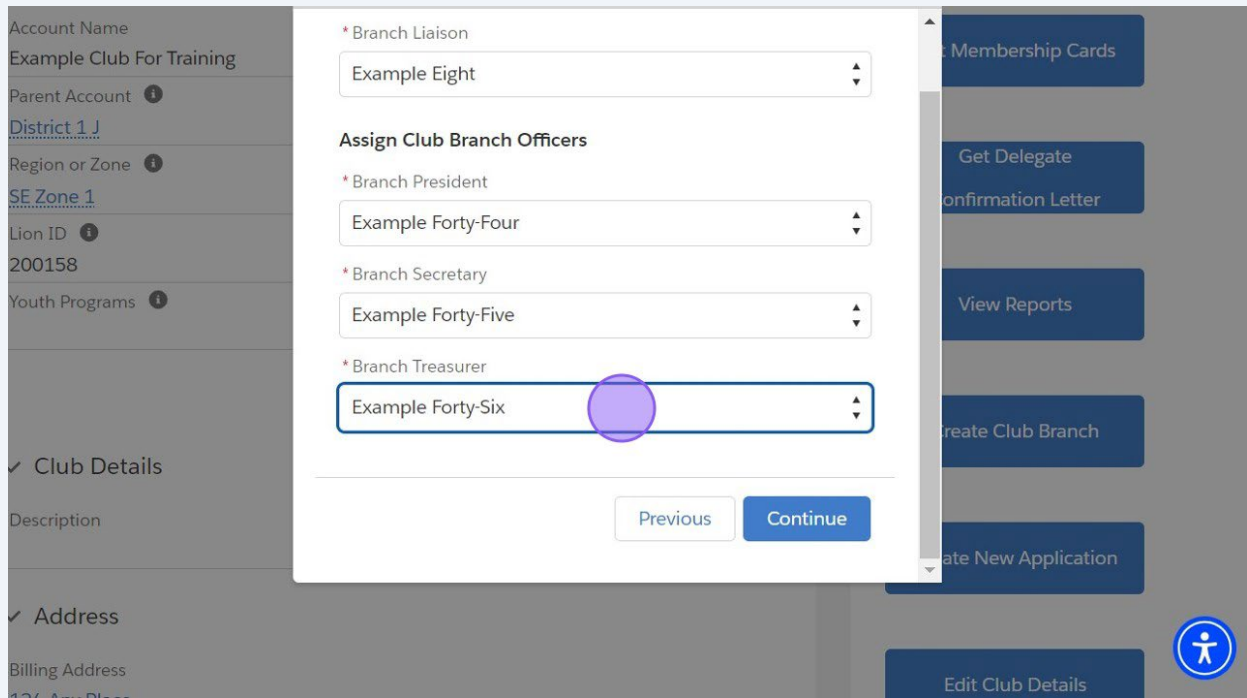
Confirmation Letter

View Reports

Create Club Branch

Create New Application

Edit Club Details



12 Klikkaa "Jatka"

Account Name
Example Club For Training

Parent Account ⓘ
District 1 J

Region or Zone ⓘ
Zone 1

Lion ID ⓘ
200158

Youth Programs ⓘ

Club Details

Description

Address

Billing Address

* Branch Liaison
Example Eight

Assign Club Branch Officers

* Branch President
Example Forty-Four

* Branch Secretary
Example Forty-Five

* Branch Treasurer
Example Forty-Six

Previous Continue

Membership Cards

Get Delegate

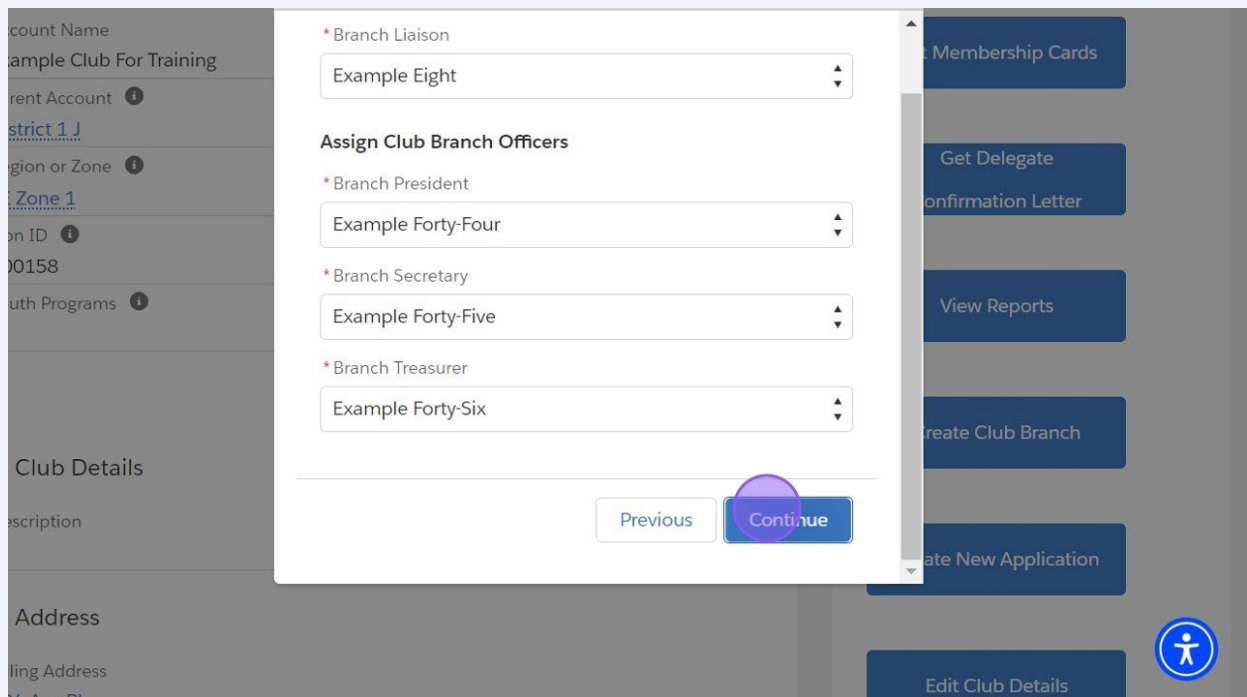
Confirmation Letter

View Reports

Create Club Branch

Create New Application

Edit Club Details



13 Valitse neljäs liitännäisklubin jäsen

United States

Details Data Export

Account Name
Example Club For Training

Parent Account
District 1 J

Region or Zone
SE Zone 1

Lion ID
200158

Youth Programs

Club Details

Description

Create Club Branch

Please assign Members to your New Club Branch. A minimum of 5 Members are required for a New Club Branch.

* Club Branch President
Exempl

* Club Branch Secretary
Exempl

* Club Branch Treasurer
Exempl

* Member 4
Exempl

* Member 5
--None--

* Would you like to add additional Members?
 Yes
 No

Previous Next

14 Valitse viides liitännäisklubin jäsen

Club Details Data Export

Account Name
Example Club For Training

Parent Account
District 1 J

Region or Zone
SE Zone 1

Lion ID
200158

Youth Programs

Club Details

Description

Address

Create Club Branch

Please assign Members to your New Club Branch. A minimum of 5 Members are required for a New Club Branch.

* Club Branch President
Exempl

* Club Branch Secretary
Exempl

* Club Branch Treasurer
Exempl

* Member 4
Exempl

* Member 5
Exempl

* Would you like to add additional Members?
 Yes
 No

Previous Next

15 Jäseniä voi lisätä valitsemalla "Kyllä" painikkeen

Account Name
Example Club For Training

Parent Account ⓘ
District 1 J

Region or Zone ⓘ
SE Zone 1

Lion ID ⓘ
200158

Youth Programs ⓘ

Club Details

Description

Address

Billing Address

Membership Cards

Get Delegate

Confirmation Letter

View Reports

Create Club Branch

Create New Application

Edit Club Details

Please assign Members to your New Club Branch. A minimum of 5 Members are required for a New Club Branch.

* Club Branch President
Exempl

* Club Branch Secretary
Exempl

* Club Branch Treasurer
Exempl

* Member 4
Exempl

* Member 5
Exempl

* Would you like to add additional Members?

Yes
 No

Previous Next

16 Klikkaa "Seuraava" kun kaikki liitännäisklubin jäsenet on lisätty.

Account Name
Example Club For Training

Parent Account ⓘ
District 1 J

Region or Zone ⓘ
Zone 1

Lion ID ⓘ
200158

Youth Programs ⓘ

Club Details

Description

Address

Billing Address

Membership Cards

Get Delegate

Confirmation Letter

View Reports

Create Club Branch

Create New Application

Edit Club Details

Please assign Members to your New Club Branch. A minimum of 5 Members are required for a New Club Branch.

* Club Branch President
Exempl

* Club Branch Secretary
Exempl

* Club Branch Treasurer
Exempl

* Member 4
Exempl

* Member 5
Exempl

* Would you like to add additional Members?

Yes
 No

Previous Next



Vinkki! Ruutuun tulee vihreä viesti, jossa ilmoitetaan, että liitännäisklubi on perustettu ja lähetetty LCI:lle hyväksyttäväksi. Klikkaamalla "X" kuvaketta voit sulkea viestin.

Liitännäisklubin tarkasteleminen

17 Klikkaa "Lisää"

The screenshot displays a web interface for managing a club. On the left, the 'Club Details' section includes fields for 'Description' and 'Website', and an 'Address' section with 'Billing Address' and 'Shipping Address' (both showing '24 Any Place, Naperville, Illinois 60565, United States'). Below this is 'Meeting Location 1' with fields for 'Meeting Place' (Town Center), 'Meeting Local Place' (टाउन सेंटर), 'Meeting Week of Month' (1st), and 'Meeting Local Street'.

On the right, a sidebar contains three blue buttons: 'Create Club Branch', 'Create New Application', and 'Edit Club Details'. Below these is a 'Club Members' section with tabs for 'Club Me...', 'Club Offic...', and 'More'. The 'Active Members' list shows '56 of 56 items' and a search bar. Below the search bar are filters for 'N.', 'M.', 'M.', and 'M.', and a partial view of a member named 'Lion-'. A blue person icon is visible in the bottom right corner of the members list.

18 Klikkaa "Sponsoroidut klubit"

The screenshot displays a web interface for club management. On the left, the 'Club Details' section includes fields for 'Description' and 'Website', an 'Address' section with 'Billing Address' and 'Shipping Address' (both showing '24 Any Place, Naperville, Illinois 60565, United States'), and a 'Meeting Location 1' section with fields for 'Meeting Place' (showing 'Town Center'), 'Meeting Local Place' (showing 'टाउन सेंटर'), 'Meeting Week of Month', and 'Meeting Local Street'. On the right, there are three blue buttons: 'Create New Application' and 'Edit Club Details'. Below these is a dropdown menu with options 'Club Me...', 'Club Offic...', and 'More'. The 'Sponsoroidut klubit' option is highlighted with a purple circle. Below the dropdown, there is a section for 'Active Members' with '56 of 56 items' and a search bar. At the bottom right, there are navigation buttons 'N.', 'M.', 'M.', 'M.' and a user profile icon.



Vinkki! "Sponsoroidut klubit" kohdan alla näkyvät kaikki klubit joiden kummina oma klubinne toimii. Tähän sisältyvät:

- Liitännäisklubit
- Leoklubit
- Uuden klubin hakemus

19 Lista kummiklubin sponsoroimista klubeista ilmestyy. Klikkaa valintapainiketta klubin vieressä

Springfield, Illinois 60565
United States

Shipping Address

24 Any Place
Springfield, Illinois 60565
United States

Meeting Location 1

Meeting Place ⓘ

town Center

Meeting Week of Month ⓘ

1st

Meeting Day ⓘ

Monday

Meeting Time ⓘ

7:00

Meeting Street ⓘ

35 Town Road

Meeting City ⓘ

Springfield

Meeting Local Place ⓘ

टाउन सेंटर

Meeting Local Street ⓘ

Meeting Local City ⓘ

Meeting Local Zip Code ⓘ

Meeting Local State or Prov ⓘ

IL

Meeting Local Country ⓘ

US

Club Mem... **Sponsore...** More

▼ Sponsored Clubs

1 of 1 item • 0 items selected

Q Search this list...

<input type="checkbox"/>	N ▼	T. ▼	S. ▼	Ch.
<input type="checkbox"/>	Example Club Branch	Club Branch	Pending Approval	

View



20 Klikkaa "Katsele" nähdäksesi lisätietoja.

Springfield, Illinois 60565
United States

Shipping Address

24 Any Place
Springfield, Illinois 60565
United States

Meeting Location 1

Meeting Place ⓘ

town Center

Meeting Week of Month ⓘ

1st

Meeting Day ⓘ

Monday

Meeting Time ⓘ

7:00

Meeting Street ⓘ

35 Town Road

Meeting City ⓘ

Springfield

Meeting Local Place ⓘ

टाउन सेंटर

Meeting Local Street ⓘ

Meeting Local City ⓘ

Meeting Local Zip Code ⓘ

Meeting Local State or Prov ⓘ

IL

Meeting Local Country ⓘ

US

Club Mem... **Sponsore...** More

▼ Sponsored Clubs

1 of 1 item • 1 item selected

Q Search this list...

<input checked="" type="checkbox"/>	N ▼	T. ▼	S. ▼	Ch.
<input checked="" type="checkbox"/>	Example Club Branch	Club Branch	Pending Approval	

View



21 Valitun sponsoroidun klubin sivu ilmestyy.

Huom: "Status" on "Odottaa hyväksyntää". Hyväksynnän jälkeen "Status" on "Aktiivinen"

Home Membership ▾ Service ▾ Learn More ▾

Account Example Club Branch [+ Follow](#)

Lion ID	Type	Status	Billing Address
200164	Club Branch	Pending Approval	

Club Details

Account Name	Type ⓘ
Example Club Branch	Club Branch
Parent Account ⓘ	Active Member Count
Example Club For Training	0
Region or Zone ⓘ	Club Specialty ⓘ
Lion ID ⓘ	Club Sub-Specialty ⓘ
200164	
Youth Programs ⓘ	Specialty Description ⓘ

Club Acti...

[Edit Club Branch](#)

Club Me... Club Offic...

▼ Active Members

Active Members

22 Klikkaa "Näytä kaikki" nähdäksesi laajemman listan jäsenistä

Address

Billing Address

Shipping Address

Meeting Location 1

Meeting Place ⓘ	Meeting Local Place ⓘ
Community House	
Meeting Week of Month ⓘ	Meeting Local Street ⓘ
Meeting Day ⓘ	Meeting Local City ⓘ
Meeting Time ⓘ	Meeting Local Zip Code ⓘ
Meeting Street ⓘ	Meeting Local State or Prov ⓘ
Meeting City ⓘ	Meeting Local Country ⓘ
Meeting State or Prov ⓘ	Online Meeting 1 ⓘ

Example	Regul	lionfa	167
Forty-	ar	ke.co	-78
Seven	[Activ	m	88
	e]		
Exam	Lion-	zuser	(63
ple	branc	044@	0)
Forty-	h-	lionfa	134
Four	Regul	ke.co	-45
	[Activ	m	55
	e]		

[View All](#)

Contact Members Services
Email: lionssupport@lionsclubs.org
Phone: (+001) 630-468-6900



Vinkki! Kun klubisi jäsen on merkitty liitännäisklubiin, näkyy hänen "Jäsenyytensä" nyt "Liitännäisenä".

2

Lista liitännäisklubiin merkityistä klubijäsenistä näkyy. Klikkaa linkkiä päästäksesi takaisin liitännäisklubin sivulle.

The screenshot shows the Lion Portal interface. At the top, there is a dark blue header with the Lion Portal logo on the left, a search bar in the center, and a notification bell and user profile icon on the right. Below the header is a navigation menu with the following items: Home, Membership (with a dropdown arrow), Service (with a dropdown arrow), Learn, and More (with a dropdown arrow). The main content area is titled "Accounts > Example Club Branch" and "Club Branch Members". Below the title, it says "5 items · Updated a few seconds ago". There are three icons for settings, refresh, and filter. The main content is a table with the following columns: Contact Full Name, Membership, Start Date, Email, Membership, Membership, and Membership. The table contains five rows of data, each with a dropdown arrow in the last column.

	Contact Full ...	Membershi...	Start ...	E...	Members...	Membershi...	Membershi...	
1	Example Forty-F...	Lion-Branch-Re...	4/15/20...		Active Memb...	Example Twent...	MEMBER#0011...	▼
2	Example Forty-Six	Lion-Branch-Fa...	4/15/20...		Active Memb...	Example Twent...	MEMBER#0011...	▼
3	Example Forty-E...	Lion-Branch-For...	6/14/20...		Active Memb...	Example One	MEMBER#0011...	▼
4	Example Forty-S...	Lion-Branch-Re...	6/14/20...		Active Memb...	Example Eleven	MEMBER#0011...	▼
5	Example Forty-F...	Lion-Branch-Re...	6/14/20...		Active Memb...	Example Forty-F...	MEMBER#0011...	▼

24 Klikkaa "Klubivirkailijat"

Home Membership ▾ Service ▾ Learn More ▾

Account
Example Club Branch + Follow

Account ID	Type	Status	Billing Address
00164	Club Branch	Pending Approval	

Details

Account Name Example Club Branch	Type ⓘ Club Branch
Parent Account ⓘ Example Club For Training	Active Member Count 0
Region or Zone ⓘ	Club Specialty ⓘ
Account ID ⓘ 00164	Club Sub-Specialty ⓘ
Membership Programs ⓘ	Specialty Description ⓘ

Club Acti...

[Edit Club Branch](#)

Club Me... Club Offi...

Active Members

Active Members 5 of 5 items

25 Nyt virkailijan "Aktiivinen" ja "Entinen" tilat näkyvät. Rullaa alas kohtaan "Näytä kaikki".

Example Club Branch Edit

Parent Account ⓘ Example Club For Training	Active Member Count 0
Region or Zone ⓘ	Club Specialty ⓘ
Account ID ⓘ 00164	Club Sub-Specialty ⓘ
Membership Programs ⓘ	Specialty Description ⓘ
	Charter Established Date ⓘ

Club Details

Description	Website
Address	
Billing Address	
Shipping Address	

Club Mem... Club Offi...

Active Officers

Active Officers 4 of 4 items

Search this list...

Example Branch	zuser044 (630)
Forty-Four President	@lio134-nfake4555.com
Example Branch	zuser045 (630)
Forty-Five Secretary	@lio145-nfake5666

26 Klikkaa "Näytä kaikki" nähdäksesi laajemman listan virkailijoista.

Meeting Week of Month ⓘ

Meeting Day ⓘ

Meeting Time ⓘ

Meeting Street ⓘ

Meeting City ⓘ

Meeting State or Prov ⓘ

Meeting Zip Code ⓘ

Meeting Country ⓘ

Meeting Local Street ⓘ

Meeting Local City ⓘ

Meeting Local Zip Code ⓘ

Meeting Local State or Prov ⓘ

Meeting Local Country ⓘ

Online Meeting 1 ⓘ

Online Meeting 1 Place ⓘ

Online Meeting 1 Address ⓘ

Meeting Location 2

Meeting 2 Place ⓘ

Meeting 2 Local Place ⓘ

Non-Active Officers

0 of 0 items

Search this list...

Na...	Title	End D...
No items to display.		

[View All](#)

Contact Members Services
 Email: lionssupport@lionsclubs.org
 Phone: (+001) 630-468-6900

27 Lista virkailijoista näkyy.

Klikkaa "OTA-#####" nähdäksesi tiedot "Virkailijan nimikkeen osoittaminen (OTA).

Klikkaa klubin nimeä palataksesi klubin sivulle

Search Search

Home Membership ▾ Service ▾ Learn More ▾

Accounts > Example Club Branch

Officers

4 items • Sorted by End Date • Updated a few seconds ago

	Member Full ... ▾	Title ▾	Member Email ▾	Member P... ▾	O... ▾	E.. ↓ ▾	Officer T... ▾
1	Example Eight	Branch Liaison	zuser008@lionfake.co...	(630) 456-78...	Active		OTA-7290348 ▾
2	Example Forty-Four	Branch Preside...	zuser044@lionfake.co...	(630) 134-45...	Active		OTA-7290349 ▾
3	Example Forty-Five	Branch Secretary	zuser045@lionfake.co...	(630) 145-56...	Active		OTA-7290350 ▾
4	Example Forty-Six	Branch Treasurer	zuser046@lionfake.co...	(630) 156-67...	Active		OTA-7290351 ▾



Huom! Muutoksia ei voida tehdä liitännäisklubiin kun se on "Odottaa hyväksyntää" tilassa. Jos muutoksia kuitenkin tarvitaan ota yhteys Jäsenpalvelukeskukseen.

28 LCI on hyväksynyt tämän uuden liitännäisklubin ja sen "Status" näkyy nyt Aktiivisena

Search [Search] [User Icon]

Home Membership ▾ Service ▾ Learn More ▾

Account Example Club Branch + Follow

Lion ID	Type	Status	Billing Address
200164	Club Branch	Active	

Club Details

Account Name	Type ⓘ
Example Club Branch	Club Branch
Parent Account ⓘ	Active Member Count
Example Club For Training	0
Region or Zone ⓘ	Club Specialty ⓘ

Club Acti...

Edit Club Branch

Club Me... Club Offic...

Active Members

29**Klikkaa "Muokkaa liitännäisklubia" nähdäksesi mahdolliset toiminnot.**

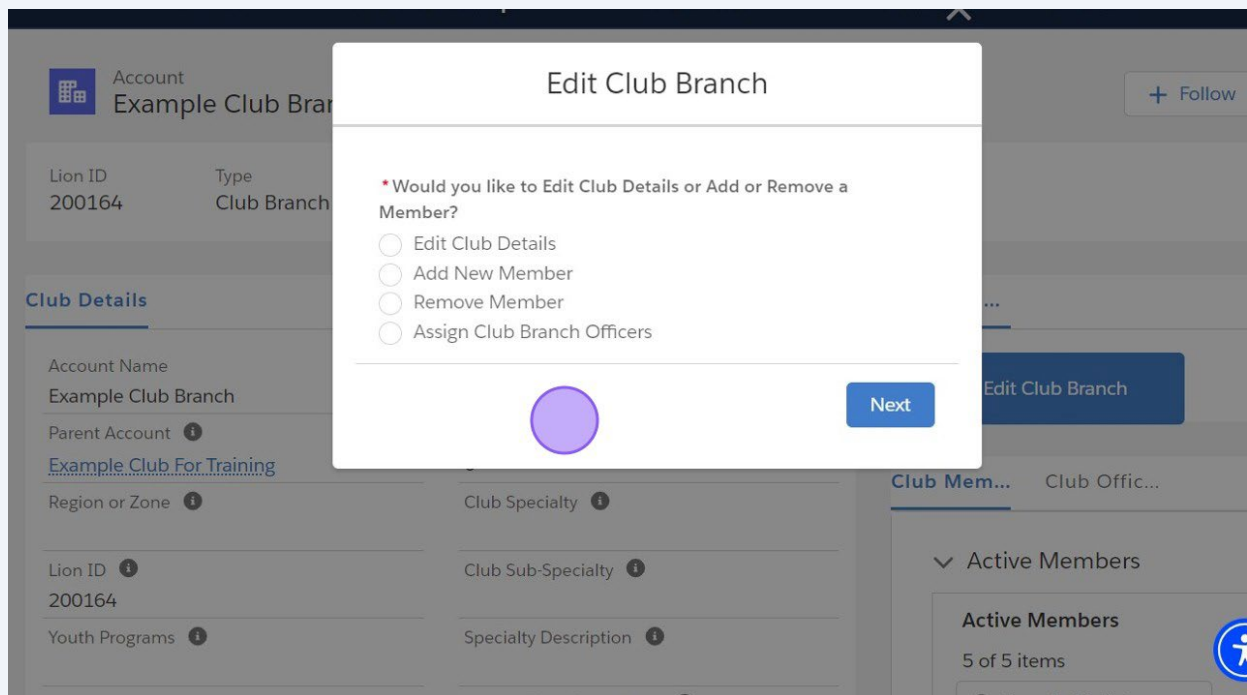
The screenshot displays a user interface for managing a club branch. At the top, there is a header for 'Account Example Club Branch' with a '+ Follow' button. Below this is a table with columns for 'Branch ID', 'Type', 'Status', and 'Billing Address'. The first row shows '00164', 'Club Branch', and 'Active'. A 'Details' section on the left contains fields for 'Account Name' (Example Club Branch), 'Parent Account' (Example Club For Training), 'Region or Zone', 'Branch ID' (00164), and 'Circuit Programs'. On the right, a 'Club Actions' sidebar features a blue 'Edit Club Branch' button, which is circled in purple. Below this, there are sections for 'Club Members' and 'Club Officers', with a dropdown for 'Active Members' showing '5 of 5 items' and a person icon.



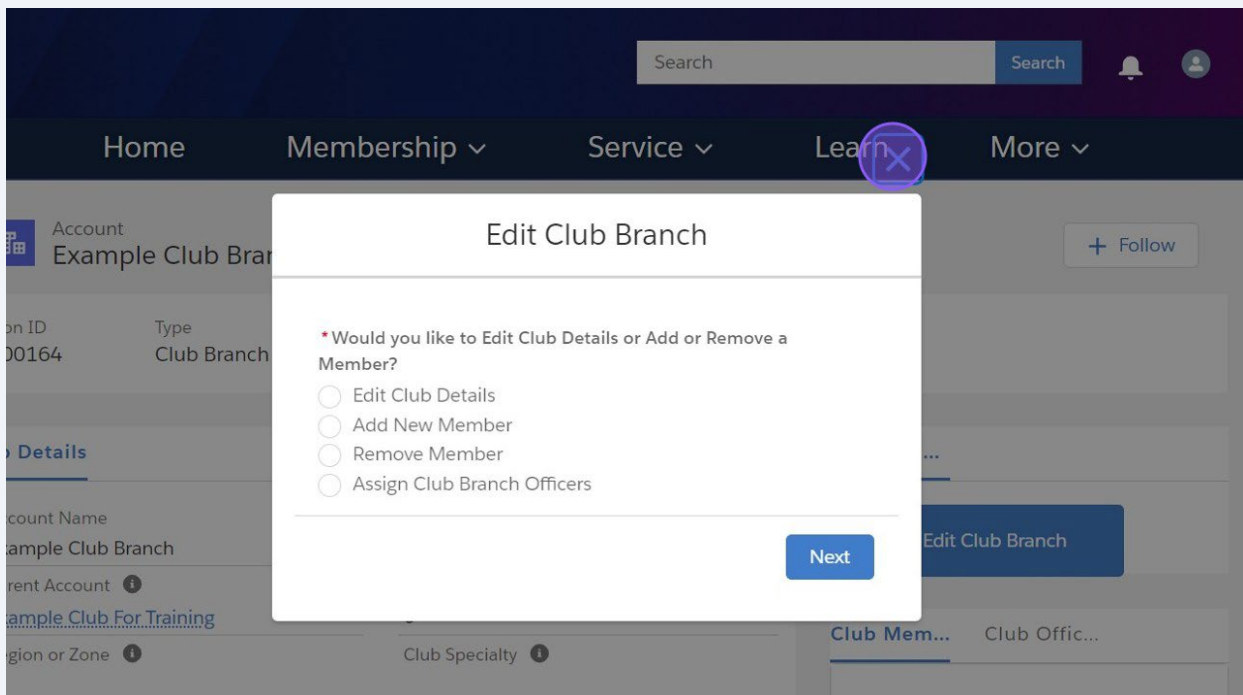
Huom! Jotta jäsen voidaan lisätä liitännäisklubin listaan hänen tulee olla lisättyinä klubiin jäseneksi. Lisää henkilö Kummiklubiin (isäntäklubin) käyttämällä "Lisää jäsen" toimintoa. Uusi jäsen on sitten valittavissa "Muokkaa liitännäisklubia - Lisää uusi jäsen" listalla.

30 Nämä toiminnot ovat käytettävissä:

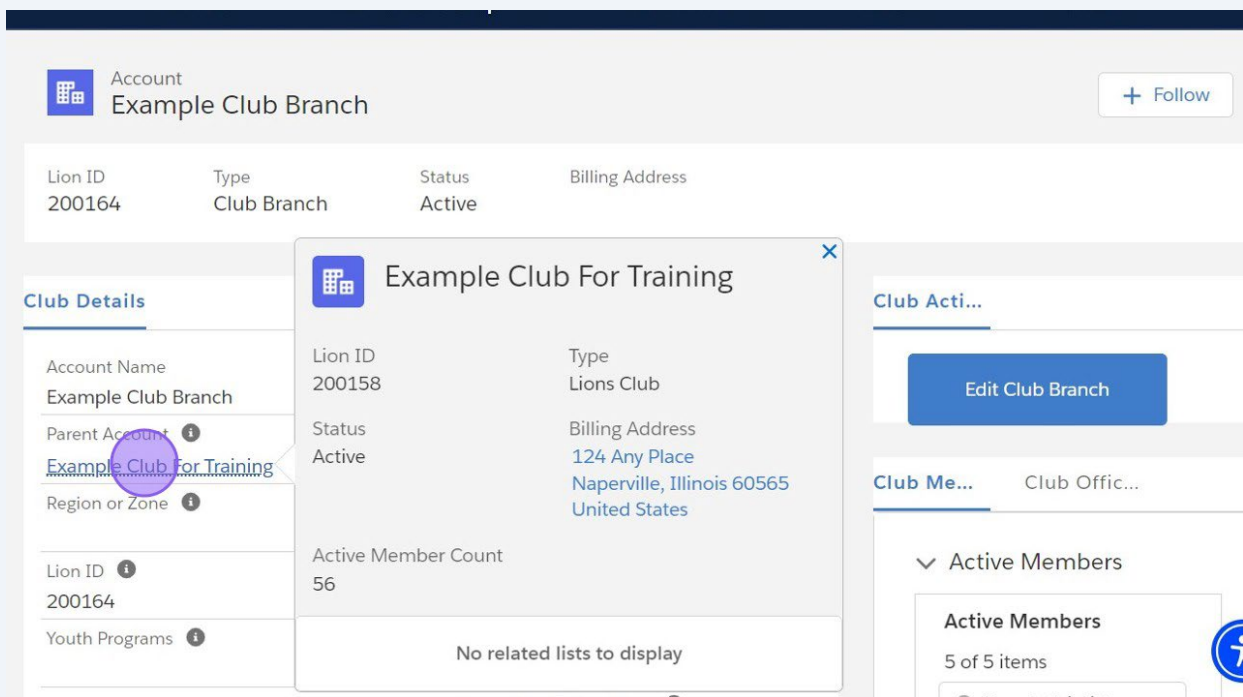
- Muokkaa klubin tietoja
- Lisää uusi jäsen
- Poista jäsen
- Nimeä liitännäisklubi



31 Klikkaa "X" kuvaketta lähellä tätä ikkunaa



32 Palaa Kummiklubin sivulle klikkaamalla linkkiä "Isäntätilin" alla



33 Klikkaa "Koti" painiketta palataksesi kotisivulle.

The screenshot shows a web application interface. At the top, there is a search bar with the text "Search" and a "Search" button. Below the search bar is a navigation menu with the following items: "Home" (highlighted with a purple circle), "Membership", "Service", "Learn", and "More". Below the navigation menu, there is a section for the account "Example Club For Training" with a "+ Follow" button. Below this, there is a table with the following data:

Lion ID	Type	Status	Billing Address	Active Member Count
200158	Lions Club	Active	124 Any Place Naperville, Illinois 60565 United States	56

Below the table, there are tabs for "Club Details", "Data Export", "Club Statements", "Club Service Activities", and "More". The "Club Details" tab is active, showing the following information:

Account Name	Type
Example Club For Training	Lions Club
Parent Account	Active Member Count
District 1 J	56

On the right side, there is a "Member ..." tab and a "Club Acti..." tab. Below the "Member ..." tab, there is a "Manage Club Members" button.

34 Tähän päättyy "Klubin toiminnot - Luo liittännäisklubi" pikaopas.

The screenshot shows a welcome screen for "Example One!". At the top, there is a "Welcome Example One!" message. Below the message, there are four navigation buttons:

- MY MEMBERSHIP**: A blue button with a white icon of a person and a list.
- MY CLUB**: A blue button with a white icon of a house and three people.
- MY CA**: A purple button with a white icon of a star and a podium.
- MY ASSOCIATION**: A purple button with a white icon of the Lions Club logo.

At the bottom right, there is a purple circle and a blue icon of a person.